

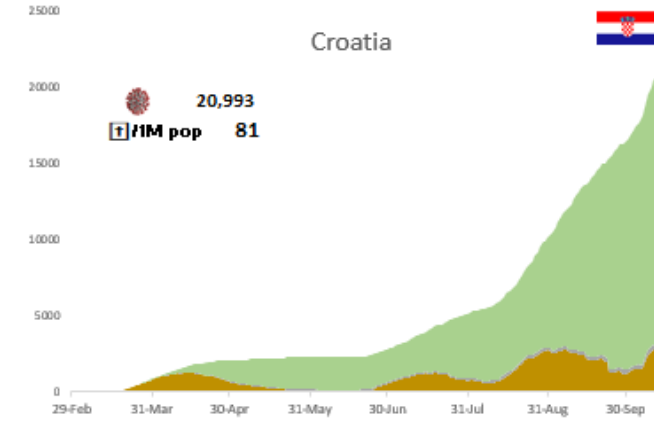
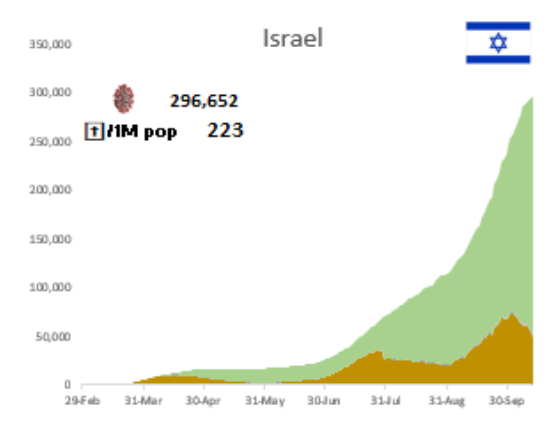
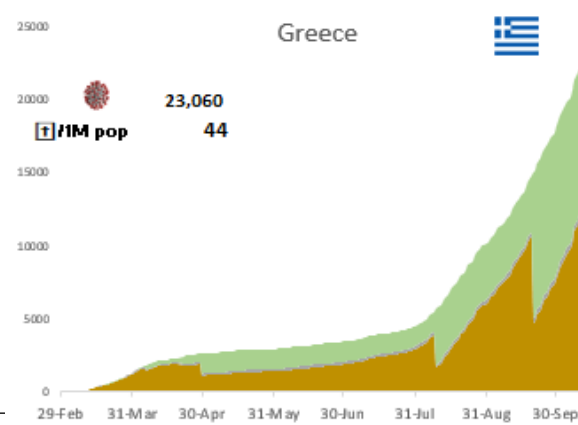
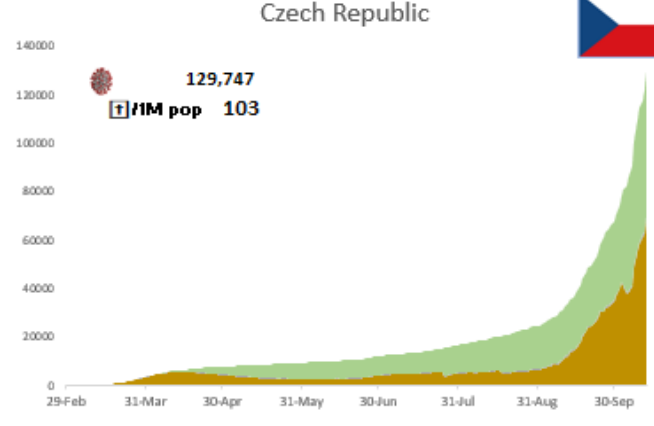
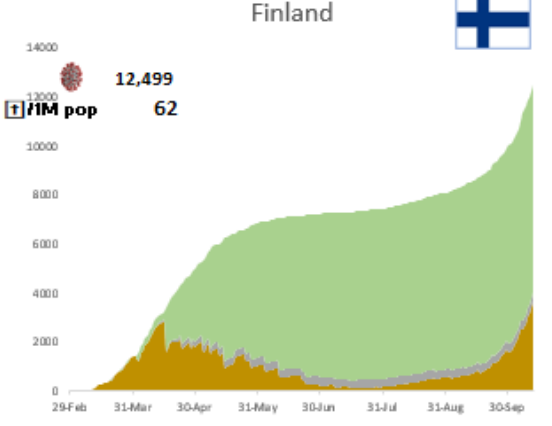
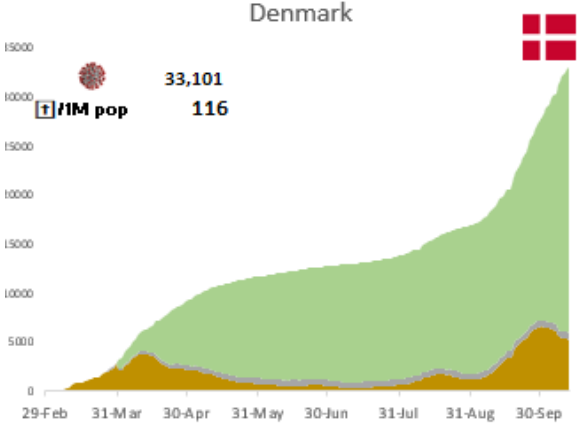
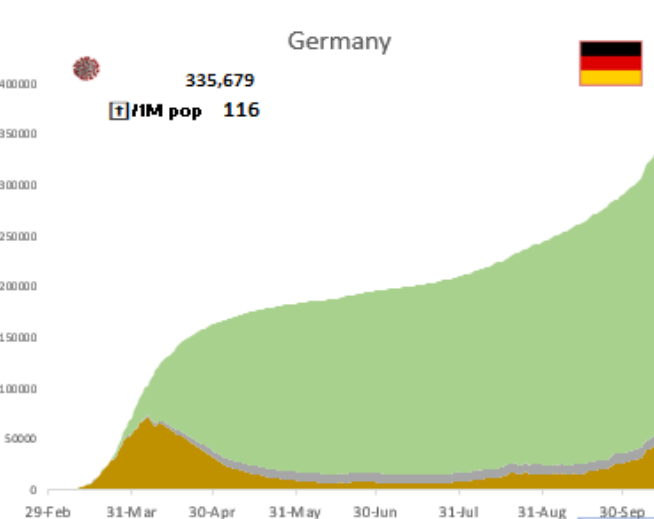
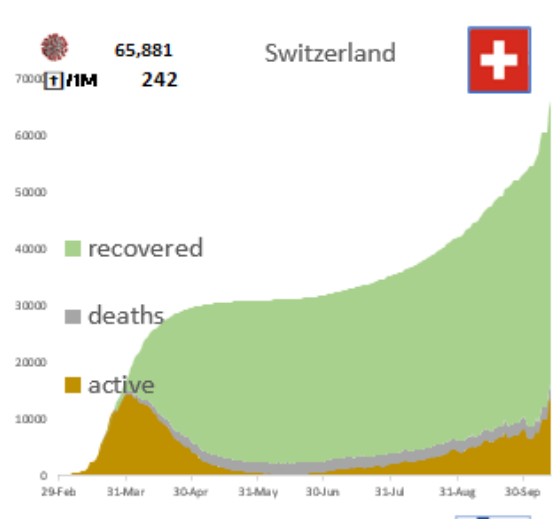
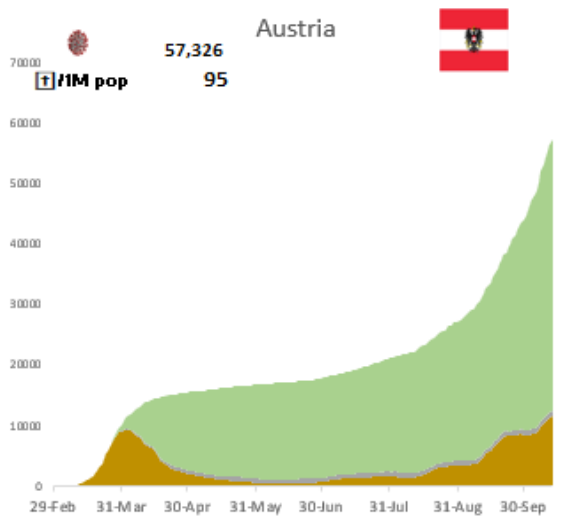
www.Covidminute.com

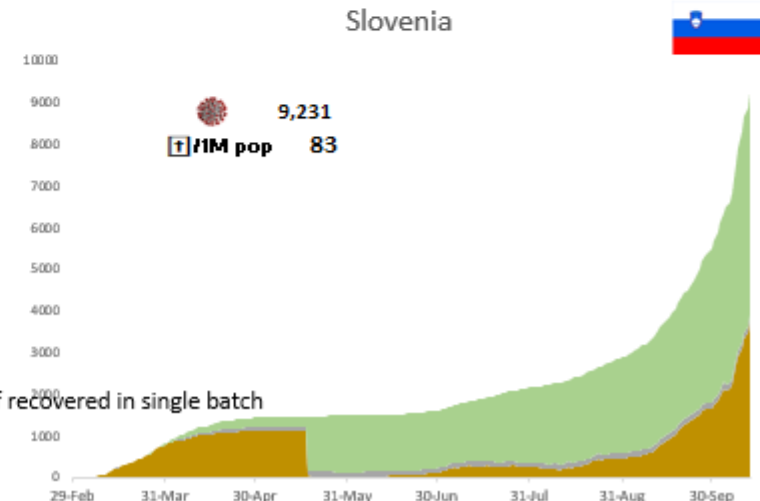
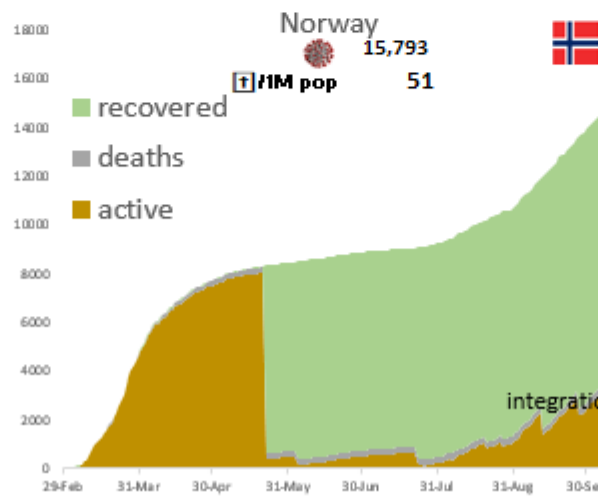
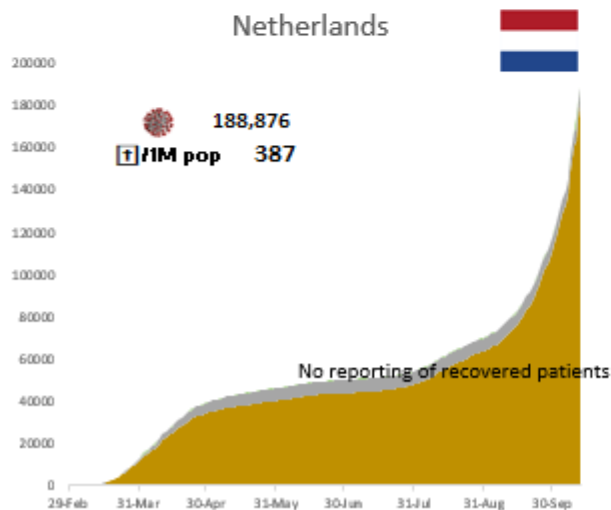
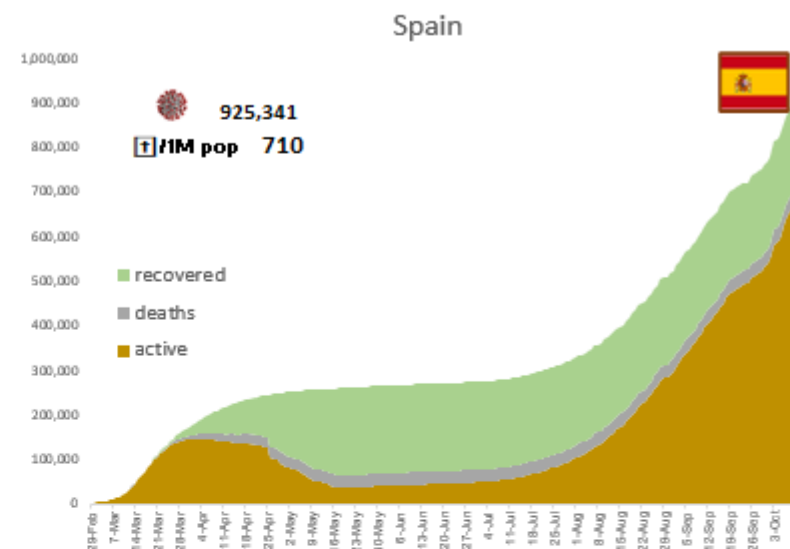
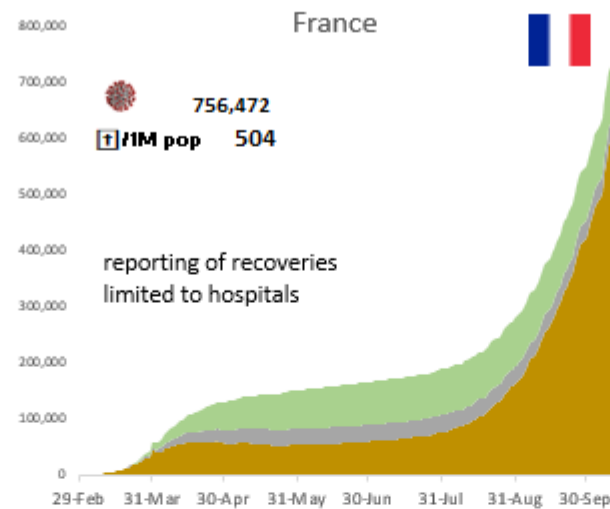
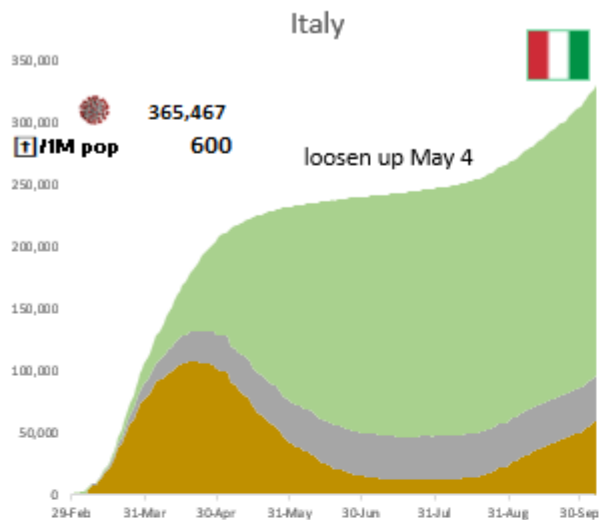
World – Course of epidemic - CovidFlow

Carole Gabay

Evolution de l'épidémie en Europe – les pays ayant déconfiné en premier

Course of epidemic in Europe – countries who re-opened first



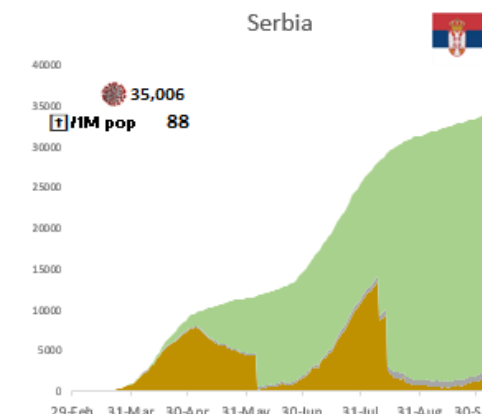
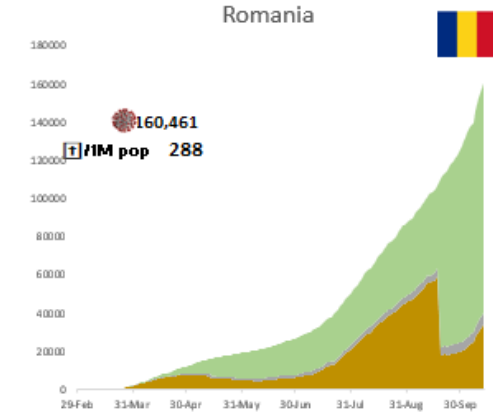
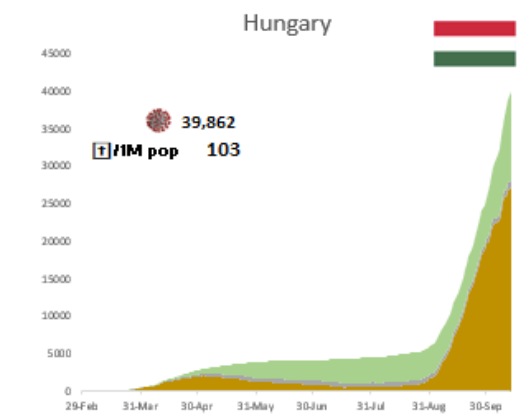
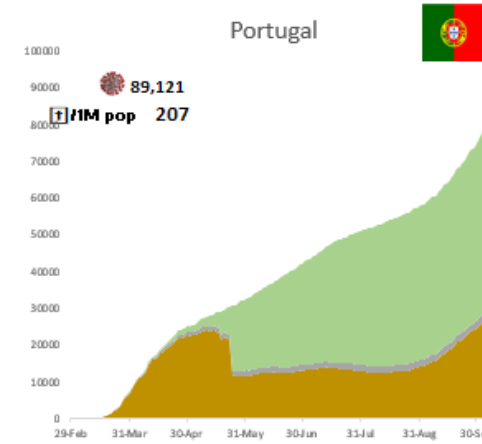
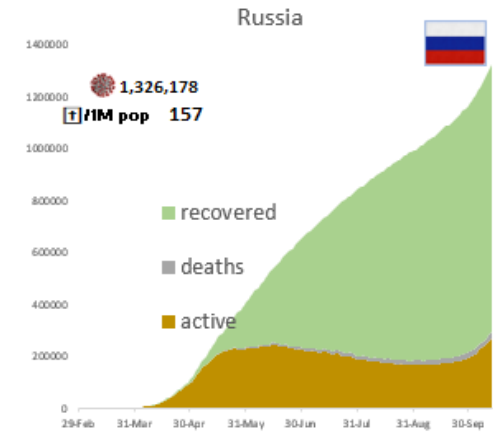
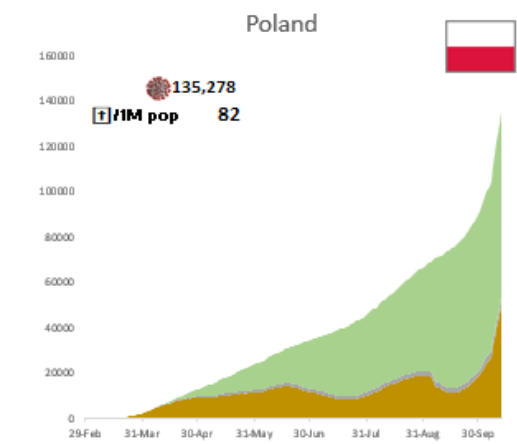
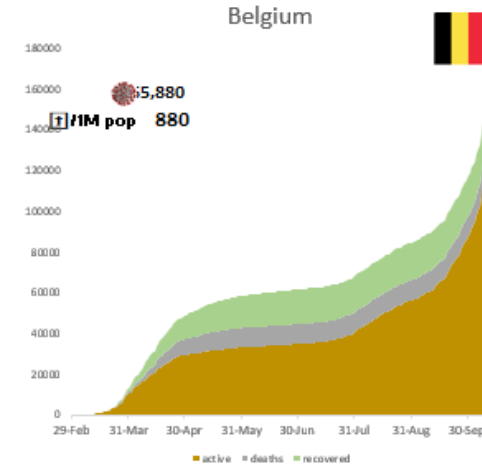
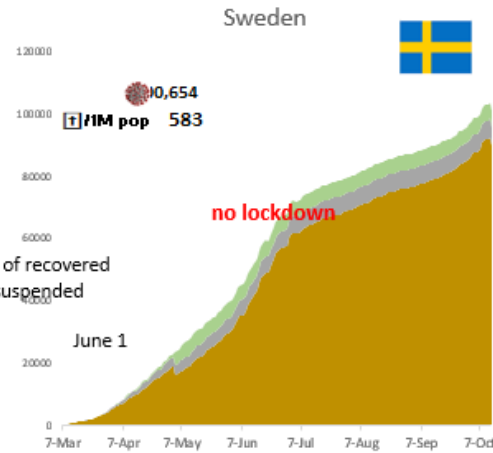
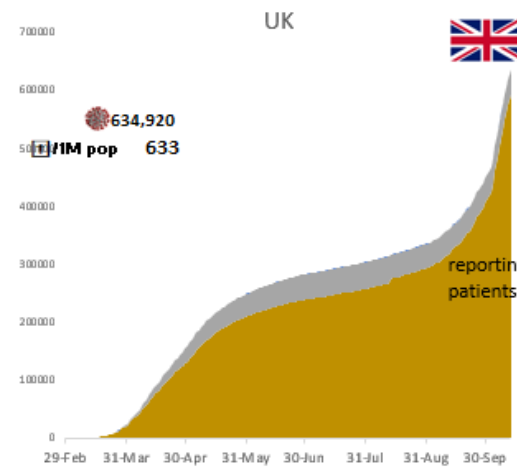


Evolution de l'épidémie en Europe – les pays ayant déconfiné en Mai

Course of epidemic in Europe – countries who re-opened in May

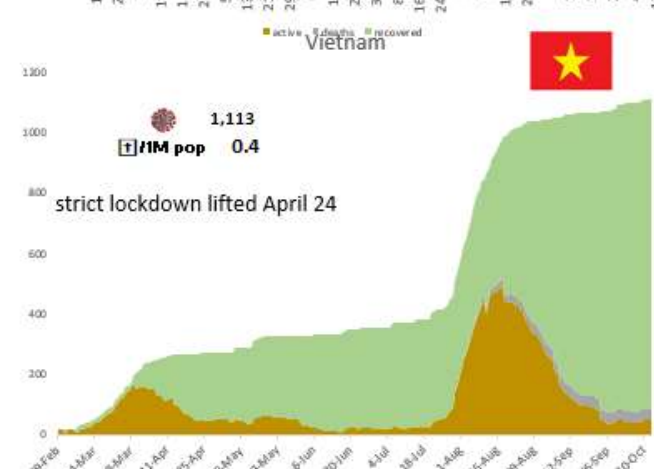
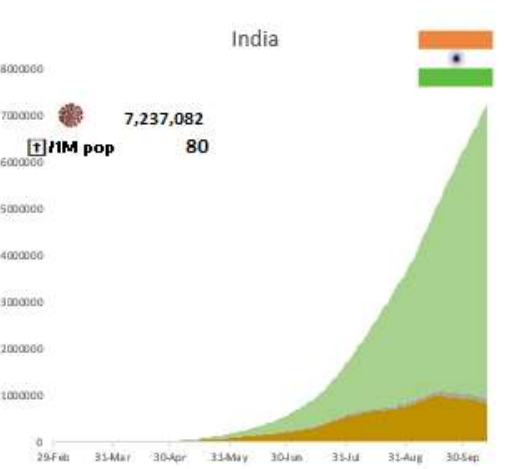
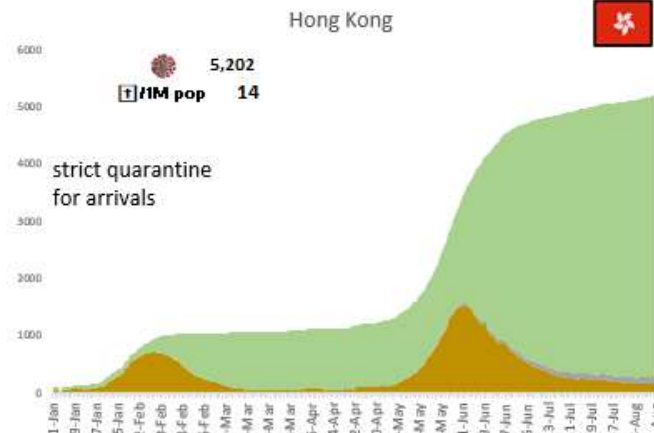
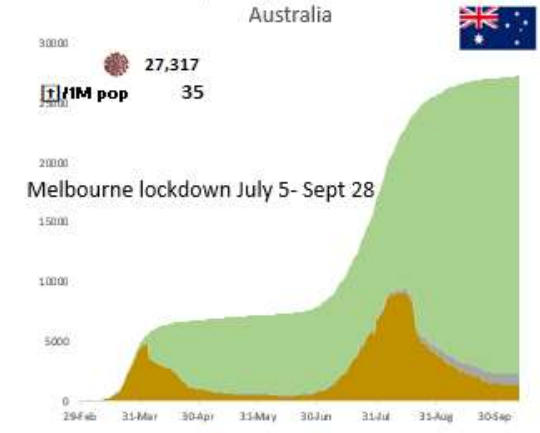
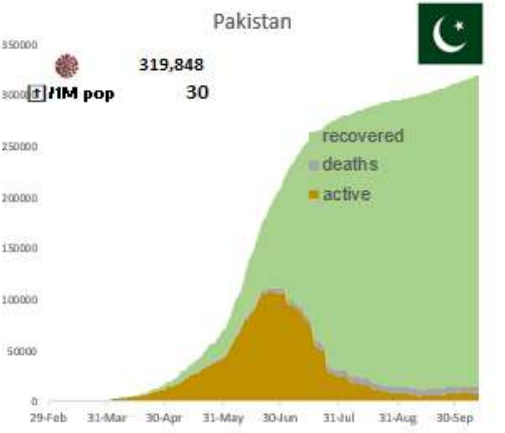
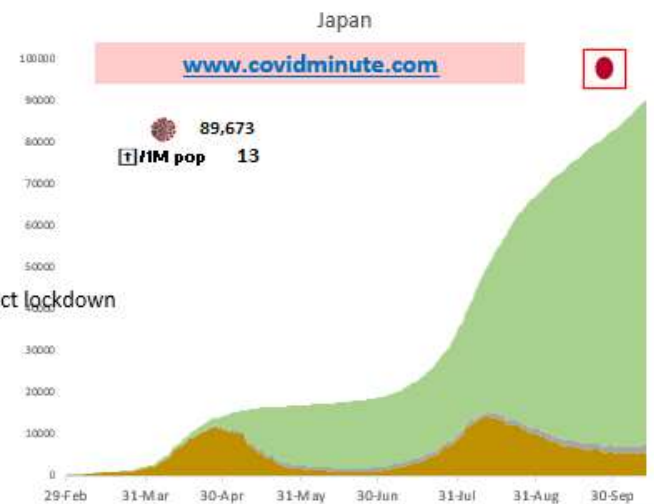
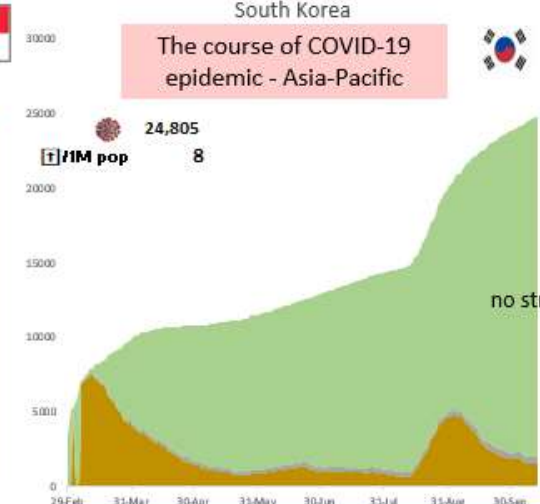
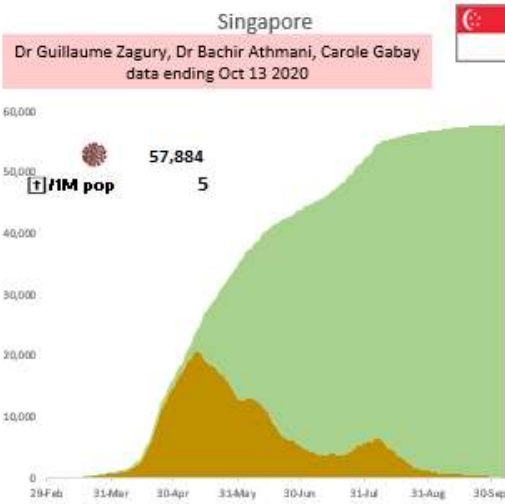
Evolution de l'épidémie en Europe – les pays en vague épidémique plus tardive

Course of epidemic in Europe – countries in late wave



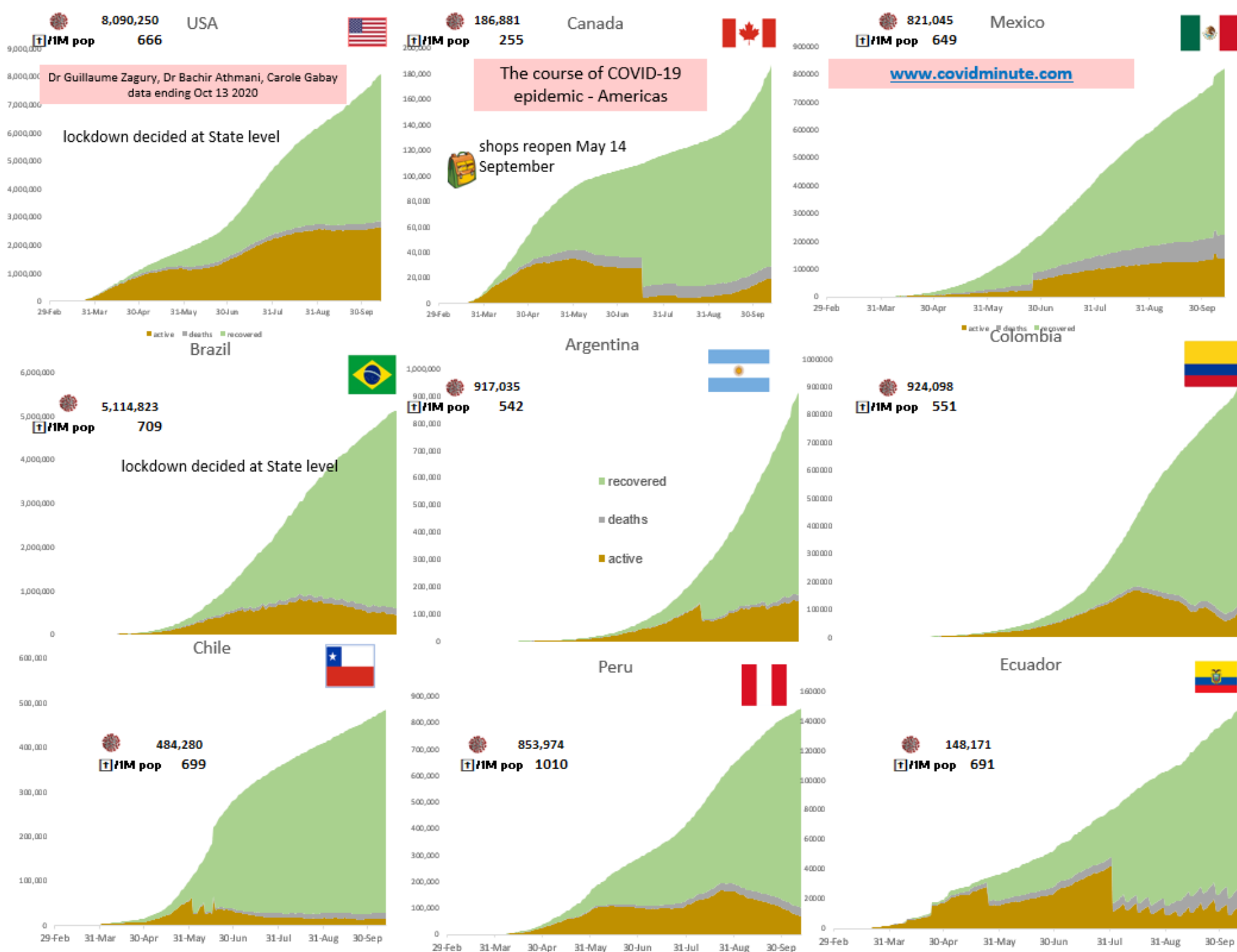
Différents chemins de l'évolution de l'épidémie en Asie - Pacifique

the various paths of the Course of epidemic in Asia-Pacific



Evolution de l'épidémie en Amérique

Course of epidemic in the Americas



Source CovidFlow database www.covidminute.com	7 days		cases		deaths		Populat ion- 2020 M
	7 days	7 days	latest 7	latest 7	deaths 1 M	nb deaths	
	new cases	new cases / 1M pop	days vs week	days vs week	Pop		
France	17387	266	45%	11%	505	32,942	65.274
UK	14973	221	66%	54%	634	43,018	67.886
Russia	12668	87	27%	17%	157	22,966	#####
Spain	7599	163	1%	-18%	710	33,204	46.755
Netherlands	6268	366	60%	67%	387	6,631	17.135
Czechia	5675	530	79%	97%	103	1,106	10.709
Ukraine	5143	118	21%	32%	117	5,122	43.734
Italy	5030	83	104%	39%	599	36,246	60.462
Belgium	4811	415	100%	46%	881	10,211	11.590
Poland	4423	117	116%	65%	82	3,101	37.847
Germany	4080	49	72%	33%	116	9,740	83.784
Romania	2978	155	47%	26%	288	5,535	19.238
Switzerland	1321	153	146%	58%	243	2,103	8.655
Portugal	1258	123	57%	13%	207	2,110	10.197
Hungary	1081	112	12%	49%	103	996	9.660
Austria	1072	119	30%	54%	96	861	9.006
Slovakia	1011	185	67%	-40%	11	61	5.460
Moldova	792	196	-3%	34%	371	1,495	4.034
Ireland	741	150	60%	36%	371	1,830	4.938
Sweden	527	52	-9%	21%	584	5,899	10.099
Bulgaria	495	71	132%	45%	133	923	6.948
Belarus	491	52	21%	-5%	96	906	9.449
Croatia	416	101	71%	-10%	80	330	4.105
Denmark	389	67	-7%	-15%	116	674	5.792
Greece	360	35	4%	31%	44	462	10.423
Slovenia	352	169	93%	30%	83	173	2.079
Bosnia and He	352	107	66%	-27%	289	947	3.281
North Macedori	300	144	60%	3%	384	800	2.083
Montenegro	241	383	17%	4%	339	213	0.628
Finland	224	40	51%	-100%	62	346	5.541
Albania	169	59	13%	37%	149	429	2.878
Norway	144	27	16%	100%	51	277	5.421
Lithuania	143	53	27%	0%	39	106	2.722
Serbia	133	15	58%	25%	88	767	8.737
Luxembourg	123	196	57%	25%	212	133	0.626
Latvia	92	49	39%	-67%	22	41	1.886
Andorra	89	1,156	55%	0%	738	57	0.077
Iceland	84	246	52%	0%	29	10	0.341
Malta	80	182	66%	-33%	100	44	0.442
Cyprus	36	30	91%	100%	21	25	1.207
Estonia	36	27	-28%	-67%	51	68	1.327
Gibraltar	9	263	35%	0%	0	0	0.034
Channel Islanc	7	38	48%	0%	276	48	0.174
Liechtenstein	4	101	125%	0%	26	1	0.038
Monaco	2	62	70%	0%	51	2	0.039
San Marino	1	38	80%	0%	1,238	42	0.034
Vatican City	1	1,618	0%	0%	0	0	0.001
Faeroe Islands	0	6	-83%	0%	0	0	0.049

Bottom 15 and Top 15 USA States on 7 days average of new cases vs Prior week - www.covidminute.com										source : Worldometers + www.covidtracking.com								update
Dr Guillaume Zagury, Carole Gabay CovidFlow database				Deaths						Cases				serious cases				20201013
USA State	Governor's Party	Swing State for 2020 Election	new cases last 7 days vs week before	Deaths 1M/Pop	ranking Deaths 1M Pop	total deaths	chg daily deaths vs wk-1	nb days since peak	Long term care weight of deaths	Total cases	ranking total cases	weight in Active cases	nb days since peak	latest nb pts (ICU, ventilator or	chg vs D-7	nb days since peak	diff peak deaths & cases in days	Population M
Montana	Democrat	swing	63%	203	48	217	67%	23	29%	19,611	47	0%	3	128	20%	3	20	10.69
New Mexico	Democrat		55%	438	27	918	26%	162	33%	33,713	42	0%	3	72	22%	3	159	20.97
Pennsylvania	Democrat		54%	661	19	8,464	11%	166	67%	179,674	12	2%	186	53	-2%	186	-20	128.02
Indiana	Republican		42%	568	21	3,822	12%	166	53%	138,104	22	2%	2	2,462	4%	2	164	67.32
Colorado	Democrat		41%	374	34	2,153	106%	171	52%	80,085	33	1%	-1	259	4%	-1	172	57.59
Illinois	Democrat		40%	732	12	9,272	-8%	152	51%	327,781	7	4%	38	155	8%	38	114	126.72
South Dakota	Republican		40%	326	38	288	60%	4	0%	29,339	43	0%	3	194	41%	3	1	8.85
Mississippi	Republican		39%	1047	9	3,115	57%	48	41%	105,941	25	1%	74	84	-12%	74	-26	29.76
Virginia	Democrat		35%	395	32	3,372	-22%	27	49%	160,805	16	2%	66	112	3%	66	-39	85.36
North Dakota	Republican		31%	468	26	357	49%	2	81%	28,245	44	0%	3	194	7%	3	-1	7.62
West Virginia	Republican		30%	216	47	387	21%	23	45%	18,555	48	0%	3	30	-6%	3	20	17.92
Connecticut	Democrat		28%	1271	6	4,533	-25%	175	72%	61,697	37	1%	173	72	-4%	173	2	35.65
Arizona	Republican		28%	792	11	5,767	-33%	74	21%	226,734	9	3%	103	64	-2%	103	-29	72.79
Michigan	Democrat		27%	726	13	7,255	6%	174	31%	152,862	19	2%	192	50	-25%	192	-18	99.87
Wyoming	Republican		26%	98	54	57	33%	174	13%	7,964	55	0%	3	19	19%	3	171	5.79
Tennessee	Republican	25%	410	30	2,797	-12%	4	27%	218,829	11	3%	91	114	-19%	91	-87	68.33	
Maryland	Republican	swing	6%	664	18	4,012	114%	170	54%	132,343	23	2%	146	349	-1%	146	24	60.46
New York	Democrat		6%	1717	4	33,403	-22%	186	26%	512,152	5	6%	180	72	6%	180	6	194.54
California	Democrat		5%	422	29	16,656	-16%	69	35%	862,124	2	11%	82	3,484	-4%	82	-13	395.12
Delaware	Democrat		-1%	677	17	659	18%	111	59%	22,394	46	0%	169	57	-14%	169	-58	9.74
Hawaii	Democrat		-1%	122	52	173	-54%	24	9%	13,575	51	0%	60	34	-11%	60	-36	14.16
Louisiana	Democrat		-2%	1222	7	5,679	-15%	181	39%	172,801	13	2%	78	92	-13%	78	103	46.49
Alabama	Republican		-3%	544	22	2,665	35%	82	35%	167,193	15	2%	17	1,679	3%	17	65	49.03
Florida	Republican		-4%	723	14	15,534	1%	62	39%	738,749	4	9%	92	2,169	-9%	92	-30	214.78
Kentucky	Democrat		-5%	284	41	1,269	6%	32	59%	81,691	32	1%	9	1,499	2%	9	23	44.68
Maine	Democrat		-6%	106	53	143	0%	172	61%	5,780	56	0%	145	14	17%	145	27	13.44
Nebraska	Republican		-8%	272	44	527	-31%	122	39%	53,543	39	1%	2	200	14%	2	120	19.34
Vermont	Republican		-10%	93	55	58	0%	179	55%	1,886	58	0%	191	3	50%	191	-12	6.24
Puerto Rico	nouveau parti pro		-14%	218	46	738	0%	26	0%	54,540	38	1%	23	33	-20%	23	3	31.94
Rhode Island	Democrat		-20%	1075	8	1,139	-42%	126	78%	26,960	45	0%	171	4	-20%	171	-45	10.59
Missouri	Republican		-23%	409	31	2,513	21%	3	22%	150,669	20	2%	9	1,056	10%	9	-6	61.37
United States Virgin Islands	Democrat	-56%	188	49	20	0%	48	0%	1,325	59	0%	61	0	0%	61	-13	1.06	

Latin America countries ranked in decreasing change in new cases (7 days avg)

Source CovidFlow database www.covidminute.com	chg daily				
	chg new cases	deaths latest 7	deaths 1	nb	Populatio
	latest 7 days vs week before	days vs week before	M Pop	deaths	n-2020 M
Cayman Islands	300%	0%	15	1	0.066
Saint Martin	170%	0%	207	8	0.039
Curaçao	35%	0%	6	1	0.164
Colombia	19%	-5%	553	28,141	50.883
Belize	17%	17%	93	37	0.398
Jamaica	14%	5%	49	146	2.961
Uruguay	11%	100%	15	51	3.474
Guyana	10%	0%	135	106	0.787
Argentina	5%	-48%	544	24,572	45.196
Suriname	5%	-50%	182	107	0.587
Dominican Republ	5%	-29%	201	2,183	10.848
Paraguay	0%	14%	155	1,108	7.133
Mexico	0%	-22%	651	83,945	128.933
Peru	-1%	-3%	1,014	33,419	32.972
Panama	-1%	-7%	582	2,511	4.315
Ecuador	-3%	37%	693	12,235	17.643
Honduras	-5%	-33%	255	2,521	9.905
Nicaragua	-5%	0%	23	154	6.625
Costa Rica	-7%	-14%	221	1,124	5.094
Bahamas	-8%	-11%	275	108	0.393
Chile	-9%	-6%	701	13,396	19.116
El Salvador	-10%	0%	139	899	6.486
Guatemala	-10%	39%	190	3,410	17.916
Venezuela	-15%	2%	25	710	28.436
Sint Maarten	-20%	0%	513	22	0.043
Brazil	-25%	-23%	711	151,063	212.559
Martinique	-28%	0%	64	24	0.375
Aruba	-30%	-60%	309	33	0.107
French Guiana	-32%	-100%	231	69	0.299
Antigua and Barbu	-33%	0%	31	3	0.098
Trinidad and Toba	-38%	11%	66	93	1.399
Bolivia	-45%	-14%	713	8,326	11.673
Haiti	-50%	-50%	20	230	11.403
Cuba	-62%	-100%	11	123	11.327
Guadeloupe	-68%	-46%	240	96	0.400
Caribbean Netherl	-80%	0%	76	2	0.026
Turks and Caicos	-92%	-100%	155	6	0.039

source : CovidFlow database - Worldometer	filter Pop					average Europe daily new cases 7D avg 1			14-Oct	
	Average daily deaths 7 days	of difference daily deaths	deaths S2 2020 to date vs S1 2020	deaths 1 M Pop	nb deaths cumulated	new cases / 1M Pop	average daily new cases last 7 days	new cases latest 7 days vs week	ICU occupancy	ICU evolution vs D-7
EUROPE	889	22%	21%	311	232,451	138.0	103,612	48%	11,098	16%
Czechia	45	97%	217%	103	1,106	529.9	5,675	79%	467	43%
Belgium	19	45%	5%	881	10,211	415.1	4,811	100%	267	37%
Netherlands	21	67%	8%	387	6,631	365.8	6,268	60%	297	41%
France	76	11%	10%	505	32,942	266.4	17,387	45%	1642	15%
UK	82	54%	-2%	634	43,018	220.6	14,973	66%	507	29%
Moldova	15	34%	174%	371	1,495	196.3	792	-3%	781	3%
Slovakia	1	-40%	118%	11	61	185.1	1,011	67%	55	49%
Slovenia	2	30%	56%	83	173	169.3	352	93%	32	7%
Spain	103	-18%	17%	710	33,204	162.5	7,599	1%	1595	3%
Romania	59	26%	235%	288	5,535	154.8	2,978	47%	651	7%
Switzerland	3	58%	7%	243	2,103	152.7	1,321	146%	38	-3%
Ireland	3	36%	5%	371	1,830	150.0	741	60%	32	33%
North Macedonia	5	3%	165%	384	800	143.8	300	60%	3	0%
Portugal	11	13%	34%	207	2,110	123.4	1,258	57%	132	27%
Austria	6	54%	22%	96	861	119.1	1,072	30%	107	6%
Ukraine	86	32%	342%	117	5,122	117.6	5,143	21%	177	0%
Poland	55	65%	112%	82	3,101	116.9	4,423	116%	421	60%
Hungary	20	49%	70%	103	996	111.9	1,081	12%	160	332%
Bosnia and Herzegovina	6	-27%	409%	289	947	107.2	352	66%	0	0%
Croatia	4	-10%	208%	80	330	101.2	416	71%	27	13%
Russia	186	17%	146%	157	22,966	86.8	12,668	27%	2300	0%
Italy	31	39%	4%	599	36,246	83.2	5,030	104%	514	61%
Bulgaria	9	45%	301%	133	923	71.3	495	132%	64	12%
Denmark	2	-15%	11%	116	674	67.1	389	-7%	19	27%
Albania	4	37%	592%	149	429	58.8	169	13%	16	-30%
Lithuania	1	0%	36%	39	106	52.5	143	27%	15	0%
Sweden	2	21%	11%	584	5,899	52.2	527	-9%	25	9%
Belarus	5	-5%	131%	96	906	51.9	491	21%	0	0%
Latvia	0	-67%	37%	22	41	48.9	92	39%	9	125%
Germany	15	33%	8%	116	9,740	48.7	4,080	72%	618	38%
Finland	0	100%	5%	62	346	40.5	224	51%	10	25%
Greece	6	31%	141%	44	462	34.5	360	4%	89	2%
Cyprus	0	100%	32%	21	25	30.1	36	91%	2	100%
Estonia	0	-67%	-1%	51	68	26.8	36	-28%	1	-67%
Norway	0	100%	11%	51	277	26.6	144	16%	3	-25%
Serbia	1	25%	177%	88	767	15.3	133	58%	22	16%

Reporting Sweden every week

Territories Corona-free as of today

ranked by size of population

10/14/2020 10:18 update GMT+7

Dr Zagury & Carole Gabay pour www.covidminute.com

No more active cases

	total cases	ranking in total cases	total deaths	Population	cases 1M/Pop	deaths 1M/Pop	Area
Fiji	32	200	2	898,300	36	2	Oceania
Macao	46	199		651,838	71		Eastern Asia
Brunei	146	194	3	438,671	333	7	SouthEastern Asia
New Caledonia	27	204		286,279	94		Oceania
St. Vincent Grenadines	64	198		111,041	576		Caribbean
Saint Kitts and Nevis	19	208		53,306	356		Caribbean
British Virgin Islands	71	196	1	30,289	2,344	33	Caribbean
Montserrat	13	211	1	4,993	2,604	200	Caribbean
Falkland Islands	13	212		3,508	3,706		South America
Grand Total	431	202	7	2,478,225			