

Covidminute

World Prevalence & incidence

Carole Gabay

Bilan des indicateurs clé par continent

KPI by Geographical area

Key metrics by area

Carole Gabay www.covidminute.com

10/16/2020 10:42

	All Cases			New cases 7 Days			ICU	Deaths		Tests			
	Active cases	nb cases	cases 1M Pop	growth in 7D new cases	daily new cases / 1M Pop (7 day avg)	New cases 7 days	serious cases	Total Deaths	Deaths/1M pop	Nb tests completed	nb tests / cases	nb tests 7 days / 1M Pop	% chg tests completed over week
Africa	244,928	1,610,898	1,211	12%	7.1	65,691	1,829	38,869	29	15,359,145	9.5	497	-3%
Europe	3,498,895	6,574,753	8,780	47%	156.5	820,558	11,986	235,641	315	187,858,453	28.6	16,574	8%
Asia (exc China)	1,429,846	12,183,496	3,838	-5%	9.2	205,057	20,811	215,034	68	179,924,985	14.8	1,528	15%
Central + South America	1,058,409	10,121,443	16,574	-10%	90.5	386,960	26,290	371,880	609	39,964,625	3.9	1,756	1%
Caribbean	39,285	170,905	4,290	-15%	23.3	6,493	381	3,121	78	1,777,057	10.4	2,643	2%
North America	2,694,006	8,408,063	22,753	15%	151.8	392,686	15,458	232,416	629	131,100,714	15.6	21,054	4%
Oceania	2,512	32,870	1,027	90%	0.5	1,321	10	944	29	9,222,680	280.6	770	17%

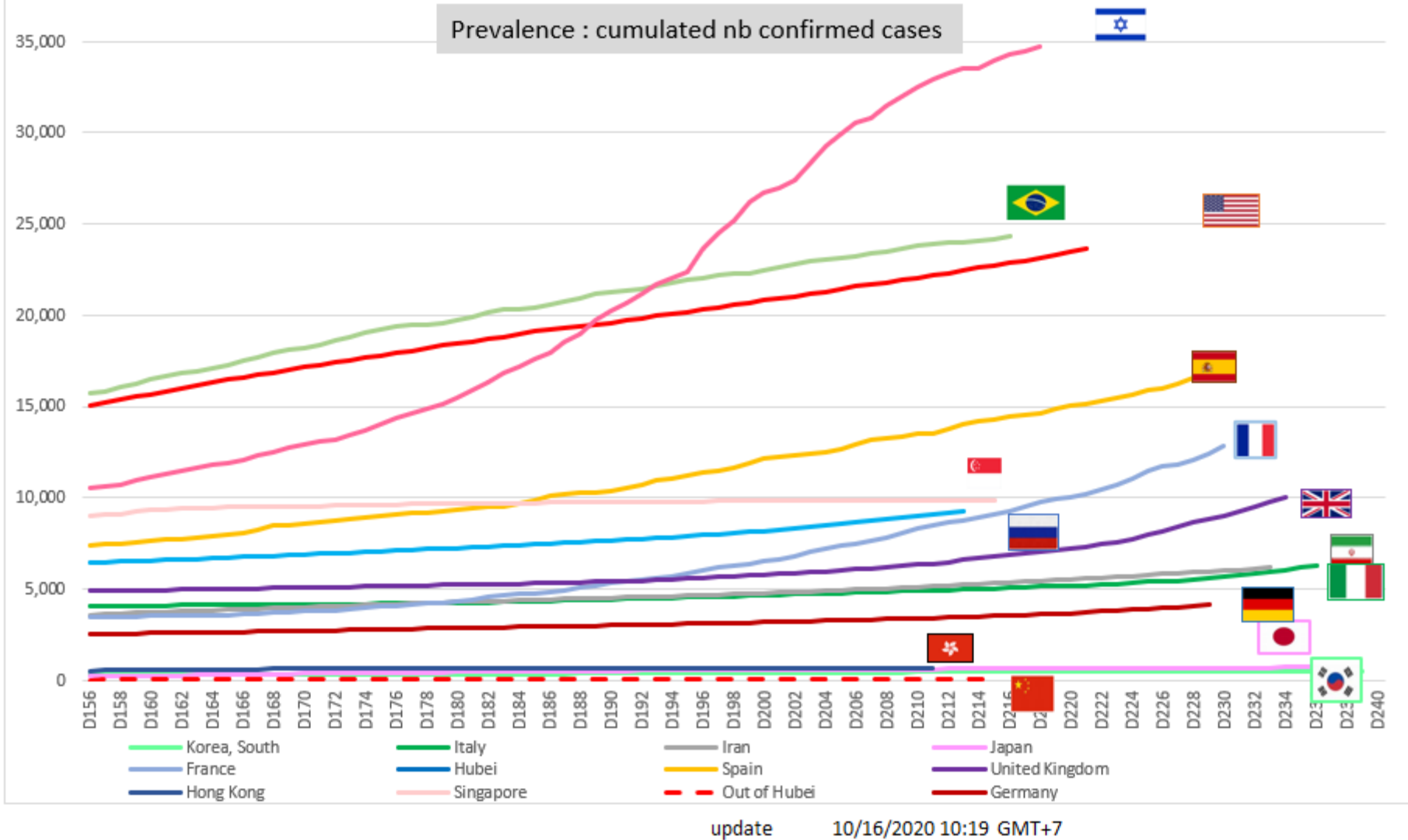
7 days case Incidence top countries

ranking of countries on daily New cases / 1M Pop			
10/16/2020 10:58	daily New cases / 1M Pop (avg 7 days)	Tests 7 days 1M Pop	growth in deaths S2 vs S1 2020
Andorra	1,083	0	13%
Czechia	462	16,614	252%
French Polynesia	401	0	0%
Montenegro	396	9,016	1742%
Israel	368	24,305	565%
Belgium	361	34,011	5%
Guadeloupe	341	7,775	586%
Netherlands	323	12,574	9%
Argentina	302	3,558	1839%
France	253	13,937	11%
Iceland	253	183,209	0%
Bahrain	246	46,282	232%
Bahamas	242	7,511	918%
Costa Rica	231	4,503	7144%
Gibraltar	225	133,223	0%
UK	212	41,016	-1%
Saint Martin	199	0	167%
Moldova	197	5,029	181%
Armenia	191	7,312	136%
Lebanon	190	13,241	1374%
Luxembourg	189	67,414	21%
Cabo Verde	182	0	427%
Slovakia	176	11,957	154%
Panama	166	10,246	301%
Malta	164	42,285	400%
Spain	158	38,534	18%
Colombia	157	5,903	754%
Aruba	154	20,842	967%
Slovenia	148	12,534	59%
USA	148	25,646	71%
North Macedonia	147	6,336	170%
Romania	144	9,435	244%
Kuwait	136	10,043	93%
Georgia	132	6,932	653%
Belize	130	5,006	1900%
Caribbean Netherlands	130	2,320	0%
Ireland	130	24,409	6%
Jordan	130	15,971	3033%
Oman	128	0	509%
Tunisia	124	1,631	924%
Libya	122	4,772	2738%
Brazil	121	0	156%
Martinique	117	8,329	71%
Curaçao	114	6,574	0%
Austria	114	12,783	24%
Ukraine	113	5,352	357%
Paraguay	110	3,258	6665%
Mayotte	109	0	23%
UAE	107	87,798	43%
Portugal	105	22,833	35%
Hungary	105	8,232	80%
Nepal	102	4,259	2293%
Bosnia and Herzegovina	100	5,722	423%
Switzerland	99	15,188	8%
Poland	97	7,476	126%
Croatia	97	8,980	221%
Sint Maarten	96	2,162	47%

Cas cumulés pour 1 million d'habitants à partir de la date du 100^{ème} cas

Cumulated cases relative to population – daily trend from date of 100th case

Prevalence per capita : nb cases for 1 M population - from 100th case date
Dr Guillaume Zagury & Carole Gabay










Daily new cases - top 11 countries nb remaining cases - Dr Guillaume Zagury & Carole Gabay

	low											high
10/16/2020 10:42	United States	India	Spain	France	United Kingdom	Brazil	Russia	Netherlands	Argentina	Mexico	Belgium	SouthEast ern Asia
remaining cases	2,673,459	804,705	742,447	672,477	629,985	419,037	282,575	197,012	158,862	140,671	150,646	818,770
first case	21.1.2020	30.1.2020	31.1.2020	24.1.2020	26.1.2020	25.2.2020	31.1.2020	27.2.2020	3.3.2020	27.2.2020	4.2.2020	13.1.2020
2020.08.27	46,286	76,826	3,781	6,111	1,522	42,489	4,711	510	10,104	5,267	583	6,081
2020.08.28	49,601	76,665	3,829	7,379	1,276	48,112	4,829	507	11,717	6,026	470	7,184
2020.08.29	42,843	78,472	2,374	5,453	1,108	34,360	4,941	501	9,230	5,824	452	7,100
2020.08.30	33,981	79,457	2,374	5,413	1,715	15,346	4,980	508	7,187	5,974	647	7,261
2020.08.31	38,560	68,770	2,489	3,082	1,406	48,590	4,993	527	9,309	4,129	443	6,349
2020.09.01	41,979	78,169	8,115	4,982	1,295	41,889	4,729	462	10,504	3,719	194	6,355
2020.09.02	41,211	82,860	8,581	7,017	1,508	48,632	4,952	734	10,933	6,476	251	5,404
2020.09.03	44,507	84,156	8,959	7,157	1,735	44,728	4,995	601	12,026	4,921	424	5,790
2020.09.04	52,853	87,115	4,503	8,975	1,940	45,651	5,110	744	10,684	5,937	633	7,109
2020.09.05	42,095	90,600	2,988	8,550	1,813	31,199	5,205	654	9,924	6,196	630	5,795
2020.09.06	31,110	91,723	2,988	7,071	2,988	14,606	5,195	925	6,986	6,319	651	6,501
2020.09.07	25,325	75,022	2,440	4,203	2,948	10,188	5,185	797	9,215	4,614	542	4,456
2020.09.08	28,561	89,852	8,964	6,544	2,460	17,330	5,099	964	12,027	3,486	402	6,656
2020.09.09	35,244	95,529	8,866	8,577	2,659	34,208	5,218	1,140	12,259	5,351	372	6,768
2020.09.10	38,811	96,760	10,764	9,843	2,919	40,431	5,363	823	11,905	4,647	550	8,062
2020.09.11	46,600	97,654	4,708	9,406	3,539	44,215	5,504	1,270	11,507	4,857	877	8,327
2020.09.12	39,282	94,409	7,005	10,561	3,497	31,880	5,488	1,231	10,776	5,935	969	9,019
2020.09.13	31,857	93,215	7,005	7,183	3,330	14,597	5,449	1,087	9,056	5,674	941	7,454
2020.09.14	38,072	81,911	3,023	6,158	2,621	19,089	5,509	1,300	9,909	4,408	977	8,185
2020.09.15	36,447	91,120	9,437	7,852	3,105	34,755	5,529	1,379	11,892	3,335	851	7,420
2020.09.16	40,154	97,859	11,193	9,784	3,991	37,387	5,670	1,542	11,674	4,771	489	7,935
2020.09.17	46,295	96,793	11,291	10,593	3,395	35,757	5,762	1,753	12,701	4,444	1,153	7,274
2020.09.18	51,345	92,789	4,697	13,215	4,322	39,991	5,905	1,974	11,945	3,182	2,028	7,687
2020.09.19	42,533	92,755	4,589	13,498	4,422	30,913	6,065	1,887	9,276	4,841	1,673	8,571
2020.09.20	33,344	87,382	4,588	10,569	3,899	16,282	6,148	1,844	8,431	5,167	1,099	8,048
2020.09.21	36,372	74,493	2,957	5,298	4,368	15,454	6,196	2,217	8,782	3,542	1,547	8,348
2020.09.22	35,696	80,391	10,799	10,008	4,926	35,252	6,215	2,245	12,027	2,917	1,097	6,416
2020.09.23	41,616	89,688	11,289	13,072	6,178	32,445	6,431	2,357	12,625	4,683	1,834	7,895
2020.09.24	45,355	85,919	10,653	16,096	6,634	32,129	6,595	2,544	13,467	4,786	1,661	7,959
2020.09.25	53,629	85,468	4,122	15,797	6,874	32,670	7,212	2,777	12,969	5,408	1,881	8,346
2020.09.26	43,206	89,010	5,321	14,412	6,042	25,536	7,523	2,713	11,249	5,401	2,208	8,226
2020.09.27	33,782	82,767	5,321	11,123	5,693	14,194	7,867	2,995	8,841	5,573	1,827	7,784
2020.09.28	37,418	69,671	2,425	4,070	4,044	16,018	8,135	2,914	11,807	3,886	1,376	7,634
2020.09.29	44,227	80,500	9,906	8,051	7,143	31,990	8,232	3,011	13,477	3,400	1,174	6,984
2020.09.30	40,929	86,748	11,016	12,845	7,108	33,269	8,481	3,294	14,392	4,446	1,762	7,745
2020.10.01	47,389	81,693	9,419	13,970	6,914	35,643	8,945	3,252	14,001	5,053	1,337	7,889
2020.10.02	51,403	79,974	3,722	12,148	6,968	33,002	9,412	3,825	14,687	5,099	2,607	8,375
2020.10.03	48,925	75,479	6,744	16,972	7,070	24,602	9,859	3,967	11,129	4,775	3,175	7,991
2020.10.04	34,066	74,767	6,734	12,565	7,982	8,456	10,499	4,003	7,668	4,863	3,389	8,780
2020.10.05	41,576	59,893	2,099	5,084	12,594	25,210	10,888	4,579	11,242	3,712	2,612	7,347
2020.10.06	43,660	72,106	12,793	10,489	14,542	30,454	11,615	4,528	14,740	3,417	1,968	8,115
2020.10.07	48,715	78,809	6,645	18,746	14,162	31,404	11,115	4,989	16,447	4,828	2,088	9,278
2020.10.08	56,652	70,824	5,585	18,129	17,540	27,182	11,493	5,822	15,454	4,580	3,577	8,626
2020.10.09	60,558	73,196	5,986	20,339	13,864	27,651	12,126	5,971	15,099	5,300	5,728	8,927
2020.10.10	50,876	74,535	9,285	26,896	15,166	34,650	12,846	6,499	12,414	5,263	5,385	9,091
2020.10.11	41,935	67,757	9,285	16,101	12,872	3,139	13,634	6,373	10,324	4,577	7,950	9,489
2020.10.12	45,791	54,265	9,286	8,505	13,972	8,429	13,592	6,845	9,524	3,175	5,327	8,756
2020.10.13	51,531	63,517	7,118	12,993	17,234	11,415	13,868	7,378	13,305	3,542	3,622	7,688
2020.10.14	59,693	67,988	11,970	22,591	19,724	26,675	14,231	7,287	14,932	4,295	7,360	7,622
2020.10.15	66,129	60,439	13,318	30,621	18,980	29,498	13,754	7,791	17,096	4,056	8,271	8,305

Nouvelles contaminations journalières sur les principaux pays foyers d'épidémie

Daily incidence (new cases) in top countries in active cases

Classement des pays en nb de morts – tous indicateurs Ranking of countries on total deaths – multi-KPI dashboard

ranking of countries on nb deaths Dr Guillaume Zagury & Carole Gabay www.covidminute.com	10/16/20 10:42 AM	update				GMT+7					recovered, serious cases, tests may not be updated daily						
	deaths / 1M pop	nb deaths	distribution of deaths	mortality rate on cumulated cases	new deaths	distribution active cases	active cases	nb active cases for 1M pop	new cases	cumulated cases (>1000 only)	serious cases	% serious cases on active	ICU cases for 1M / Pop	recovered	test completed for 1M / pop	nb tests completed M	date first case
Wuhan - Hubei China	355	3,869	0.4%	7.5%		0%				51,630				47,761			15.12.2019
1 United States 	673	222,717	20.2%	2.7%	874	30%	2,673,459	808	66,129	8,216,315	15,270	0.6%	46	5,320,139	370,045	123	21.1.2020
2 Brazil 	718	152,513	13.8%	2.9%	734	5%	419,037	197	29,498	5,170,996	14,206	3.4%	67	4,599,446	84,038	18	25.2.2020
3 India	81	112,146	10.2%	1.5%	835	9%	804,705	57	60,439	7,365,509	8,944	1.1%	6	6,448,658	65,918	91	30.1.2020
4 Mexico	658	84,898	7.7%	10.2%	478	2%	140,671	109	4,056	829,396	2,625	1.9%	20	603,827	16,452	2	27.2.2020
5 United Kingdom 	638	43,293	3.9%	6.4%	138	7%	629,985	928	18,980	673,622	563	0.1%	8	344	421,791	29	26.1.2020
6 Italy	602	36,372	3.3%	9.5%	83	1%	99,266	164	8,804	381,602	586	0.6%	10	245,964	216,393	13	31.1.2020
7 Peru	1,018	33,577	3.0%	3.9%	65	1%	61,413	186	2,789	859,740	1,139	1.9%	35	764,750	125,614	4	6.3.2020
8 Spain	718	33,553	3.0%	3.4%	140	8%	742,447	1588	13,318	972,958	1,702	0.2%	36	196,958	312,033	15	31.1.2020
9 France	507	33,125	3.0%	4.1%	88	8%	672,477	1030	30,621	809,684	1,750	0.3%	27	104,082	194,594	13	24.1.2020
10 Iran	352	29,605	2.7%	5.7%	256	1%	70,176	84	4,616	517,835	4,671	6.7%	56	418,054	52,510	4	19.2.2020
11 Colombia	559	28,457	2.6%	3.0%	151	1%	81,694	161	6,823	936,982	2,068	2.5%	41	826,831	84,532	4	6.3.2020
12 Argentina	561	25,342	2.3%	2.7%	421	2%	158,862	351	17,096	949,063	4,278	2.7%	95	764,859	51,003	2	3.3.2020
13 Russia	161	23,491	2.1%	1.7%	286	3%	282,575	194	13,754	1,354,163	2,300	0.8%	16	1,048,097	358,196	52	31.1.2020
14 South Africa	309	18,309	1.7%	2.6%	158	1%	51,574	87	1,770	698,184	546	1.1%	9	628,301	75,286	4	5.3.2020
15 Chile	703	13,434	1.2%	2.8%	19	0%	13,526	71	1,124	486,496	786	5.8%	41	459,536	197,774	4	4.3.2020
16 Ecuador	697	12,306	1.1%	8.2%	42	0%	9,920	56	1,277	150,360	351	3.5%	20	128,134	27,154	0	2.3.2020
17 Indonesia	45	12,268	1.1%	3.5%	112	1%	63,231	23	4,411	349,160	0	0.0%	0	273,661	14,343	4	2.3.2020
18 Belgium	887	10,278	0.9%	5.7%	34	2%	150,646	1300	8,271	181,511	313	0.2%	27	20,587	331,425	4	4.2.2020
19 Iraq	251	10,086	0.9%	2.4%	65	1%	55,964	139	3,587	416,802	474	0.8%	12	350,752	63,459	3	21.2.2020
20 Germany	117	9,810	0.9%	2.8%	39	1%	54,406	65	7,074	348,816	655	1.2%	8	284,600	229,859	19	27.1.2020
21 Canada	257	9,699	0.9%	5.1%	35	0%	20,543	54	2,345	191,732	188	0.9%	5	161,490	222,081	8	25.1.2020
22 Turkey 	108	9,080	0.8%	2.7%	66	0%	33,384	40	1,693	342,143	1,408	4.2%	17	299,679	142,760	12	11.3.2020
23 Bolivia	718	8,377	0.8%	6.0%	26	0%	28,122	241	219	139,141	71	0.3%	6	102,642	27,116	0	11.3.2020
24 Netherlands	391	6,692	0.6%	3.3%	29	2%	197,012	1150	7,791	203,954	334	0.2%	19	250	167,521	3	27.2.2020
25 Pakistan	30	6,614	0.6%	2.1%	13	0%	9,209	4	755	321,218	533	5.8%	2	305,395	17,899	4	2.3.2020
26 Philippines	59	6,497	0.6%	1.9%	50	1%	48,040	44	2,261	348,698	1,562	3.3%	14	294,161	38,796	4	30.1.2020
27 Egypt	59	6,088	0.6%	5.8%	11	0%	934	1	118	105,033	41	4.4%	0	98,011	1,312	0	14.2.2020
28 Sweden 	585	5,910	0.5%	5.8%	6	1%	91,526	906	0	102,407	30	0.0%	3	4,971	190,284	2	31.1.2020
29 Romania	295	5,674	0.5%	3.4%	73	0%	37,807	197	4,013	168,490	721	1.9%	37	125,009	144,299	3	26.2.2020
30 Bangladesh 	34	5,608	0.5%	1.5%	15	1%	79,722	48	1,600	384,559	0	0.0%	0	299,229	12,875	2	8.3.2020
31 Ukraine	121	5,302	0.5%	1.9%	73	2%	156,287	230	5,062	281,239	177	0.1%	4	119,650	61,049	3	3.3.2020
32 Saudi Arabia	147	5,127	0.5%	1.5%	19	0%	8,608	25	472	341,062	829	9.6%	24	327,327	206,316	7	2.3.2020
33 China	3	4,634	0.4%	5.4%	0	0%	240	0	0	85,622	4	1.7%	0	80,748	111,163	160	1.12.2019
34 Guatemala	193	3,453	0.3%	3.5%	23	0%	7,381	41	671	99,765	5	0.1%	0	88,931	20,972	0	20.3.2020
35 Poland	87	3,308	0.3%	2.2%	91	1%	61,007	161	8,099	149,903	508	0.8%	13	85,588	101,371	4	4.3.2020
36 Morocco	75	2,772	0.3%	1.7%	46	0%	24,842	67	3,317	163,650	521	2.1%	14	136,036	80,187	3	4.3.2020
37 Honduras	256	2,533	0.2%	3.0%	5	1%	49,935	504	606	85,458	25	0.1%	3	32,990	20,105	0	11.3.2020
38 Panama	586	2,529	0.2%	2.1%	10	0%	21,683	503	755	122,883	124	0.6%	29	98,671	130,942	1	10.3.2020
39 Dominican Republic	202	2,189	0.2%	1.8%	3	0%	21,725	200	404	120,066	152	0.7%	14	96,152	48,869	1	2.3.2020
40 Portugal	209	2,128	0.2%	2.3%	11	0%	36,085	354	2,101	93,294	139	0.4%	14	55,081	288,254	3	2.3.2020
41 Israel 	246	2,127	0.2%	0.7%	29	0%	40,848	472	1,701	300,201	742	1.8%	86	257,226	447,414	4	21.2.2020
42 Switzerland	244	2,115	0.2%	3.0%	6	0%	18,702	216	2,613	71,317	51	0.3%	6	50,500	179,461	2	25.2.2020
43 Ireland	372	1,838	0.2%	4.0%	3	0%	21,227	430	1,186	46,429	29	0.1%	6	23,364	279,845	1	2.3.2020
44 Algeria	42	1,827	0.2%	3.4%	0	0%	14,347	33	193	53,777	38	0.3%	1	37,603	0	0	25.2.2020
45 Kazakhstan	94	1,768	0.2%	1.6%	0	0%	2,801	15	110	109,094	221	7.9%	12	104,525	161,634	3	13.3.2020
46 Japan	13	1,646	0.1%	1.8%	8	0%	5,227	4	570	90,710	146	2.8%	1	83,837	18,803	2	16.1.2020
47 Moldova	379	1,530	0.1%	2.4%	16	0%	17,536	435	652	65,076	834	4.8%	207	46,010	80,630	0	7.3.2020
48 Afghanistan	38	1,481	0.1%	3.7%	0	0%	5,098	13	32	40,026	93	1.8%	2	33,447	2,960	0	24.2.2020
49 Ethiopia	12	1,325	0.1%	1.5%	13	1%	44,856	39	739	87,169	293	0.7%	3	40,988	11,895	1	13.3.2020
50 Czech Republic	115	1,230	0.1%	0.8%	58	1%	84,430	788	9,720	149,010	543	0.6%	51	63,350	158,016	2	2.3.2020
51 Costa Rica	228	1,159	0.1%	1.2%	25	0%	34,262	673	1,372	93,152	206	0.6%	40	57,731	53,135	0	6.3.2020
52 Paraguay	161	1,150	0.1%	2.2%	19	0%	17,019	239	751	52,596	149	0.9%	21	34,427	44,707	0	7.3.2020
53 Nigeria	5	1,116	0.1%	1.8%	0	0%	7,672	4	148	60,982	7	0.1%	0	52,194	2,736	1	27.2.2020
54 Kyrgyzstan	168	1,099	0.1%	2.2%	5	0%	4,410	68	388	50,589	24	0.5%	4	45,080	42,184	0	17.3.2021
55 Oman	210	1,071	0.1%	1.0%	10	0%	12,996	254	520	108,296	216	1.7%	42	94,229	73,240	0	25.2.2020
56 Hungary	109	1,052	0.1%	2.5%	29	0%	28,052	290	950	41,732	167	0.6%	17	12,628	89,258	1	4.3.2020

Classement des pays en nb de tests sur les 7 derniers jours/ 1 million d'habitants –

Ranking of countries on tests performed in the last 7 days relative to population

country	Sum of nb tests 7 days / 1M Pop	nb tests 7 days	New cases 7D / 1M Pop	7D Positivity rate	7D cumulated cases	nb tests completed total 2020	Deaths 1 M Pop
7 UAE	87,798	871,390	826	0.9%	111,437	11,330,834	46
9 Denmark	56,555	327,913	497	0.9%	34,023	4,499,461	117
15 UK	41,016	2,788,705	1,542	3.8%	673,622	28,677,578	637
16 Spain	38,534	1,801,874	1,251	3.2%	972,958	14,590,713	718
17 Singapore	37,165	217,923	8	0.0%	57,892	3,290,291	5
18 Belgium	34,011	394,677	3,356	9.9%	181,511	3,845,976	886
19 Sweden	26,067	263,734	283	1.1%	102,407	1,925,218	584
20 USA	25,646	8,489,016	1,109	4.3%	8,216,315	122,695,348	672
22 Russia	24,350	3,553,963	629	2.6%	1,354,163	52,279,734	161
23 Israel	24,305	223,543	1,850	7.6%	300,201	4,115,130	231
24 Finland	24,131	133,766	298	1.2%	12,944	1,266,373	63
25 Portugal	22,833	232,624	975	4.3%	93,294	2,936,710	209
26 Hong Kong	21,644	162,649	8	0.0%	5,214	3,473,928	14
30 Canada	16,855	637,767	430	2.6%	191,732	8,403,144	256
31 Belarus	16,756	158,317	383	2.3%	85,734	2,144,544	97
33 Czechia	16,614	178,017	4,100	24.7%	149,010	1,693,114	115
36 Jordan	15,971	163,425	1,011	6.3%	33,009	1,517,884	28
38 Italy	15,581	941,671	643	4.1%	381,602	13,077,827	602
39 Switzerland	15,188	131,728	1,268	8.3%	71,317	1,556,475	244
40 France	13,937	910,337	1,922	13.8%	809,684	12,710,074	507
42 Norway	13,674	74,296	174	1.3%	16,137	1,187,494	51
43 Chile	13,562	259,901	570	4.2%	486,496	3,790,118	701
44 Germany	13,482	1,130,647	365	2.7%	348,816	19,276,507	117
45 Lebanon	13,241	90,259	1,301	9.8%	58,745	1,026,776	73
46 Austria	12,783	115,321	867	6.8%	60,224	1,861,672	97
48 Netherlands	12,574	215,588	2,693	21.4%	203,954	2,872,319	390
50 Slovakia	11,957	65,292	1,393	11.7%	24,225	580,235	13
52 Australia	11,053	282,808	6	0.1%	27,362	8,153,116	35
53 Saudi Arabia	10,882	380,530	82	0.8%	341,062	7,214,793	147
54 Turkey	10,841	917,134	134	1.2%	342,143	12,077,773	107
58 Romania	9,435	181,143	1,141	12.1%	168,490	2,770,481	296
59 Greece	9,293	96,721	245	2.6%	23,947	1,489,213	46
64 Hungary	8,232	79,466	794	9.6%	41,732	861,620	109
68 Poland	7,476	282,858	911	12.2%	149,903	3,835,329	87
73 Thailand	6,547	457,282	1	0.0%	3,665	977,854	1
74 India	6,362	8,804,487	341	5.4%	7,365,509	91,226,305	81
77 Colombia	5,903	301,268	1,028	17.4%	936,982	4,314,510	558
82 Ukraine	5,352	233,637	844	15.8%	281,239	2,665,154	121
83 Bulgaria	5,341	37,026	555	10.4%	27,507	595,365	136
84 Serbia	5,175	45,161	121	2.3%	35,454	1,219,908	88
85 Cuba	5,154	58,367	12	0.2%	6,062	720,834	11
86 Morocco	5,059	187,383	548	10.8%	163,650	2,969,887	75
89 Peru	4,900	162,226	643	13.1%	859,740	4,158,359	1,014
90 Palestine	4,877	25,043	549	11.3%	46,100	467,158	78
91 Vietnam	4,864	474,670	0	0.0%	1,124	1,246,480	0
93 Libya	4,772	32,916	914	19.2%	46,676	262,973	99
94 Azerbaijan	4,730	48,083	161	3.4%	43,280	1,201,924	61
95 Costa Rica	4,503	23,001	1,416	31.4%	93,152	271,394	227
96 New Zealand	4,409	22,056	3	0.1%	1,876	1,016,853	5