Covidminute
World Prevalence & incidence

Carole Gabay & Alison Ray

Incidence (nouveaux cas) et nouveaux décès dans le monde
Daily Incidence (new cases) and deaths worldwide

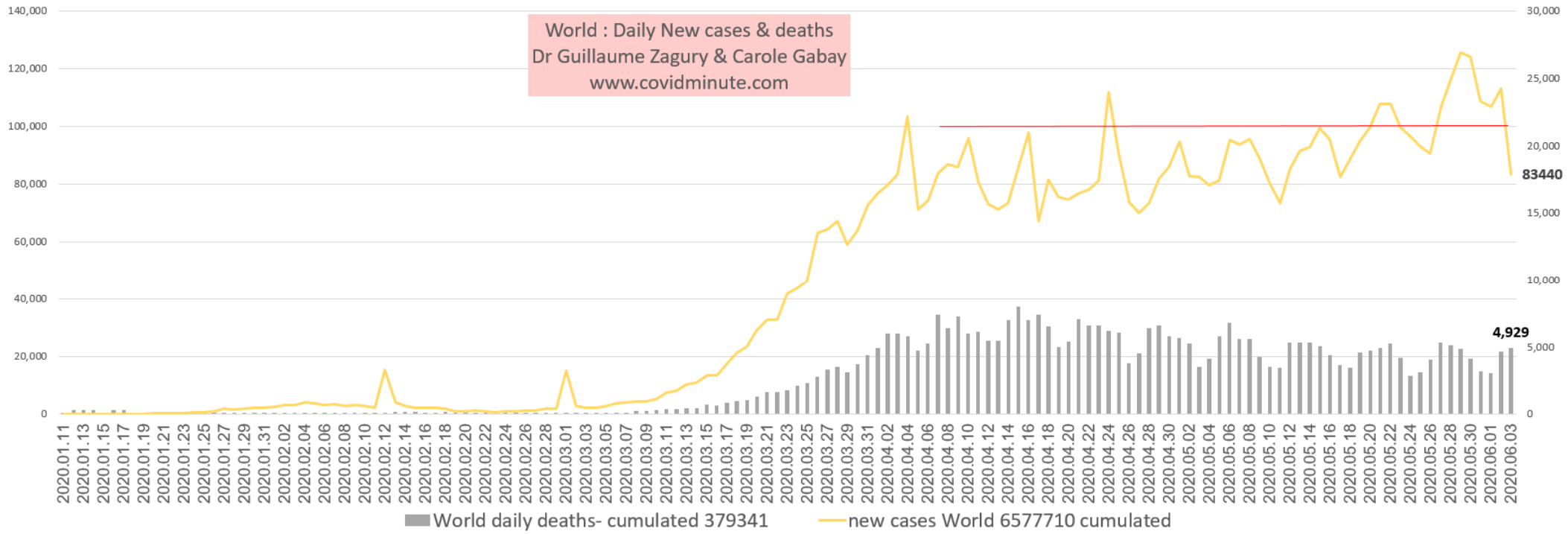

updated GMT+7 6/4/2020 10:36

Top 7 du jour des pays en nouveaux cas, ce jour et évolution

Today's Top 7 countries in daily new cases, daily trend

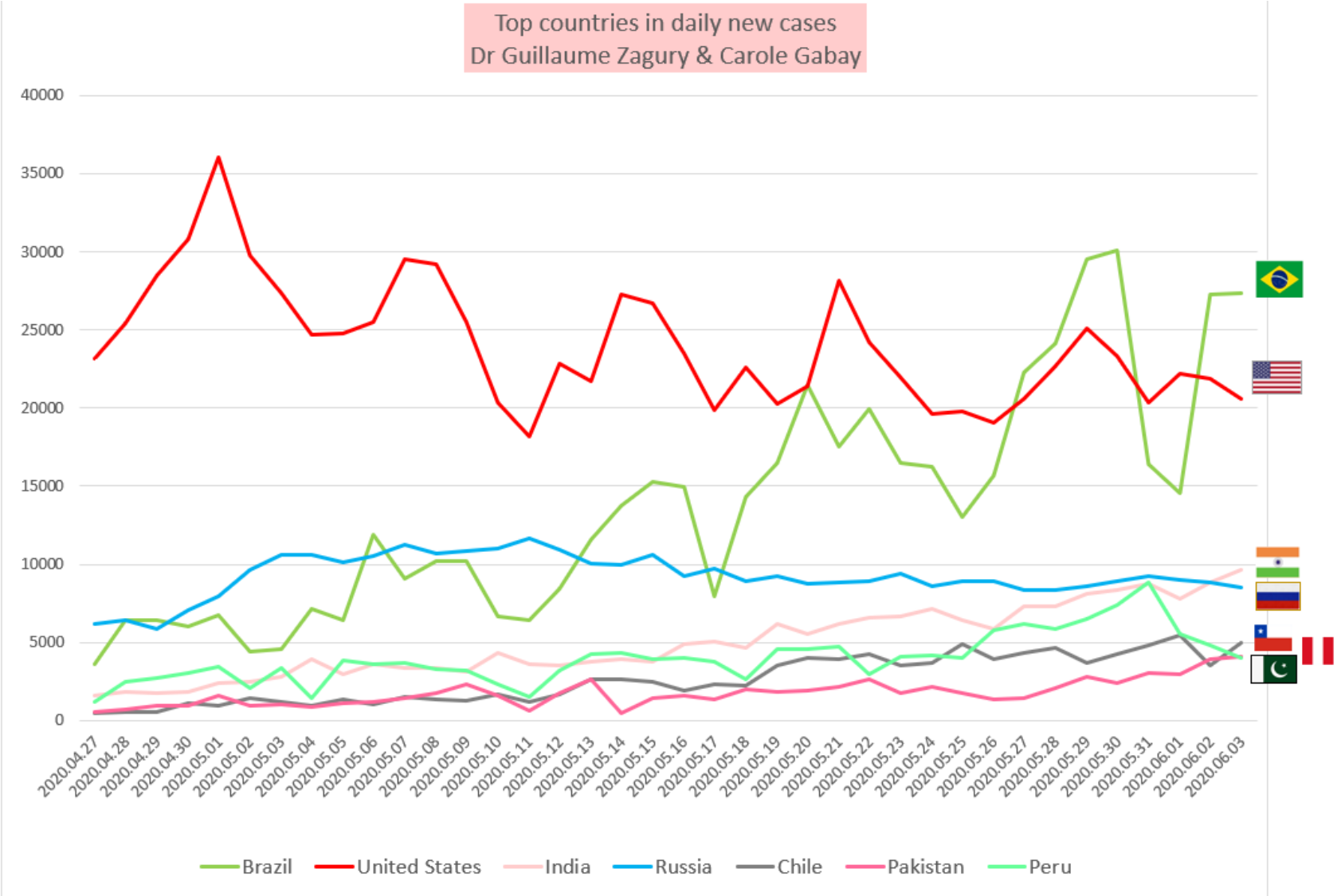

update 04/06/2020 09:27 GMT+7

évolution quotidienne du Nb de contaminations cumulées à partir de la date du 100ème cas

Cumulated cases trend from Day 1 after 100

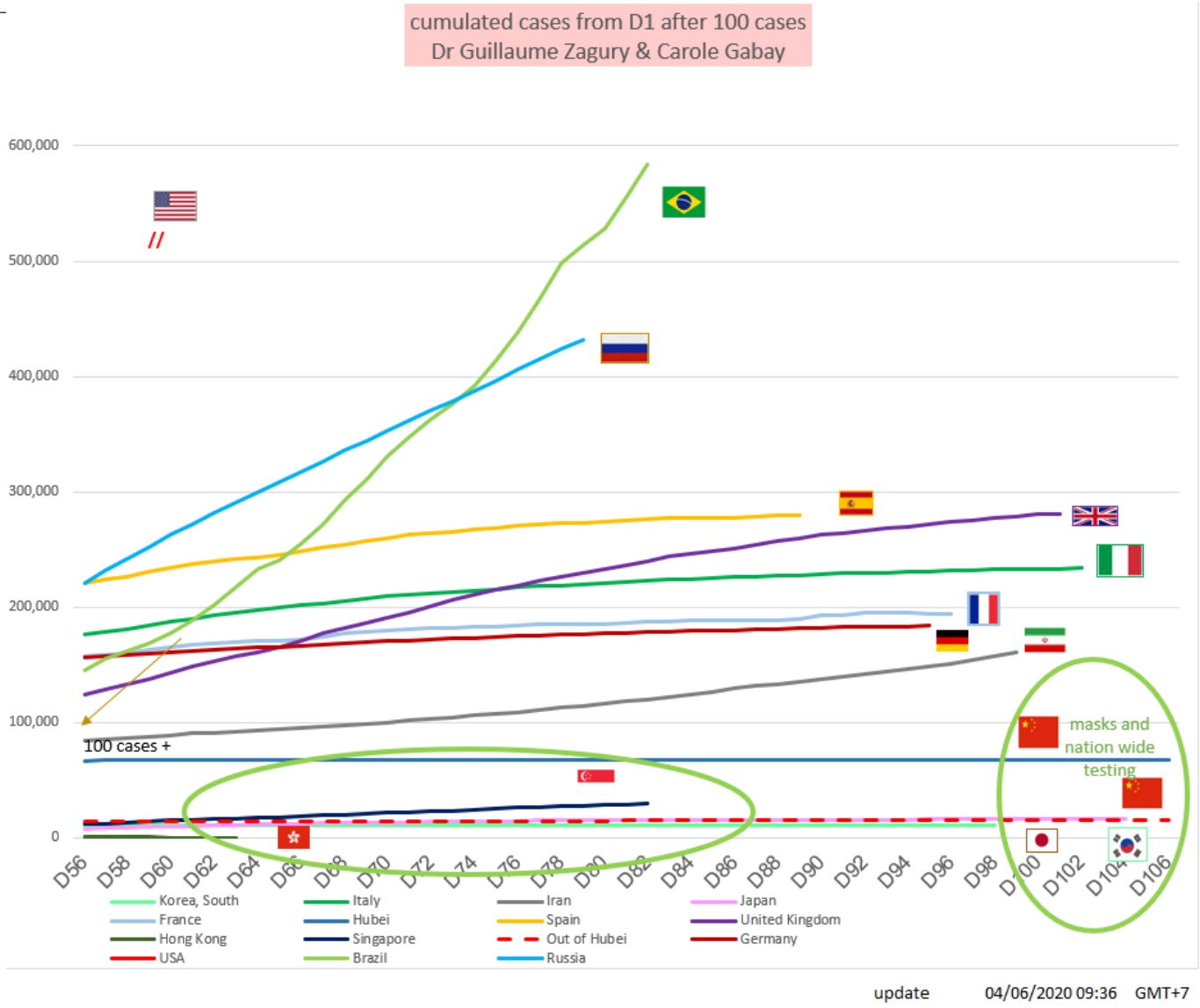

update 04/06/2020 09:36 GMT+7

Cas cumulés pour 1 million d'habitants à partir de la date du 100ème cas

Cumulated cases relative to population – daily trend from date of 100th case

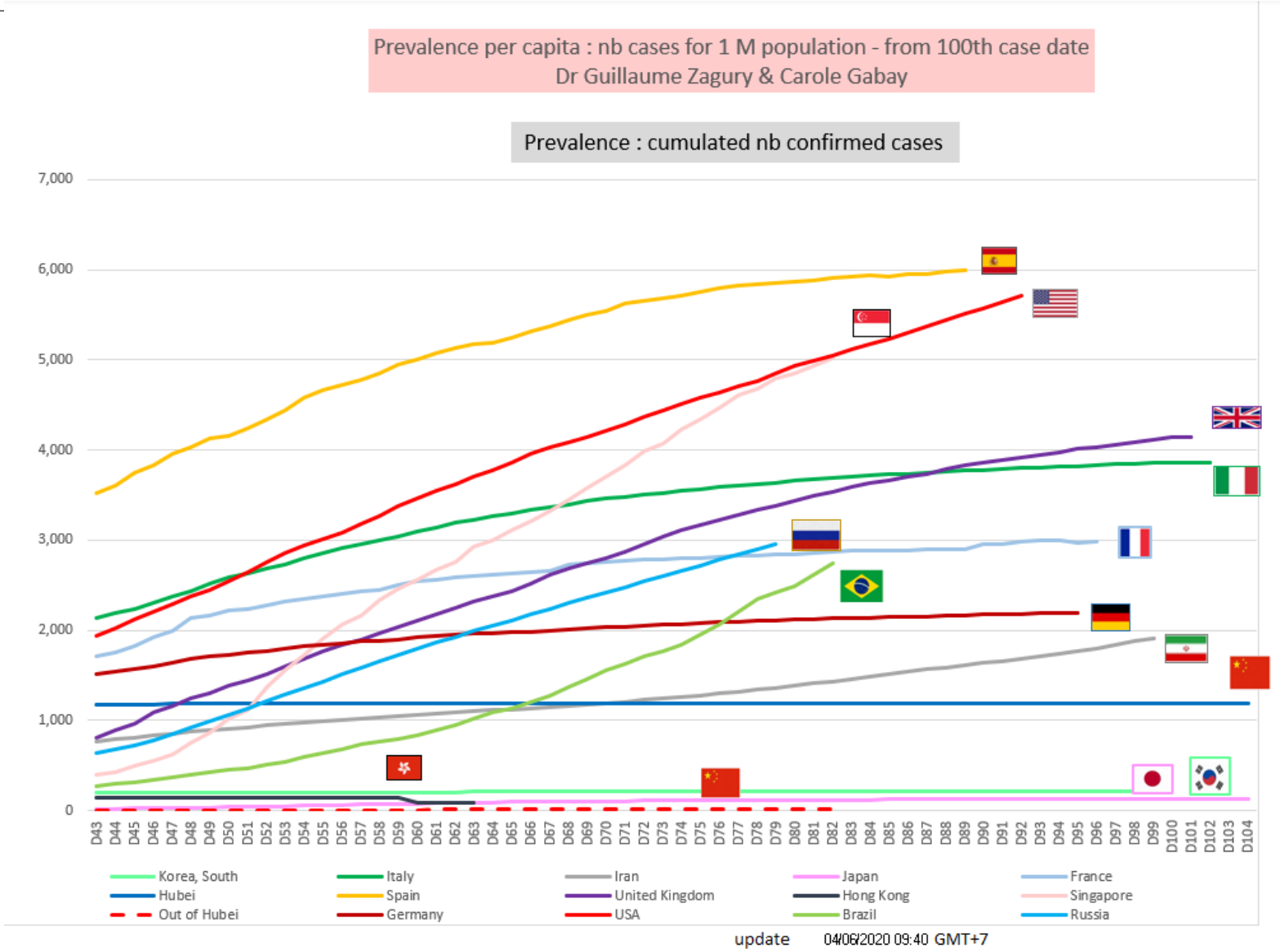

Nouvelles contaminations journalières sur les principaux pays foyers d'épidémie

Daily incidence (new cases) in top countries in active cases

Daily new cases - top 11 countries nb remaining cases - Dr Guillaume Zagury & Carole Gabay

low — high

04/06/2020 09:34	United States	United Kingdom	Russia	Brazil	France	India	Peru	Spain	Italy	Chile	Netherlands	SouthEastern Asia
remaining cases	1,103,971	239,784	231,105	285,301	53,201	106,665	101,701	63,320	39,297	26,180	40,506	96,642
first case	21.1.2020	26.1.2020	31.1.2020	25.2.2020	24.1.2020	30.1.2020	6.3.2020	31.1.2020	31.1.2020	4.3.2020	27.2.2020	13.1.2020
2020.04.26	26,509	4,463	6,361	3,663	612	1,607	2,186	2,870	2,324	473	655	1,546
2020.04.27	23,196	4,309	6,198	3,642	3,742	1,561	1,182	2,793	1,739	482	400	1,260
2020.04.28	25,409	3,996	6,411	6,398	2,638	1,873	2,491	2,706	2,091	552	171	1,166
2020.04.29	28,429	4,076	5,841	6,462	1,607	1,738	2,741	4,771	2,086	520	386	1,307
2020.04.30	30,825	6,032	7,099	6,019	1,699	1,801	3,045	2,740	1,872	1,138	514	1,215
2020.05.01	36,007	6,201	7,933	6,729	604	2,394	3,483	3,648	1,965	985	475	1,725
2020.05.02	29,744	4,806	9,623	4,450	1,146	2,442	2,075	2,588	1,900	1,427	445	1,006
2020.05.03	27,348	4,339	10,633	4,588	385	2,806	3,394	1,533	1,389	1,228	335	1,431
2020.05.04	24,713	3,985	10,581	7,119	1,199	3,932	1,444	1,179	1,221	980	199	1,309
2020.05.05	24,798	4,406	10,102	6,449	1,406	2,963	3,817	2,260	1,075	1,373	317	1,346
2020.05.06	25,459	6,111	10,559	11,896	4,039	3,587	3,628	3,121	1,444	1,032	232	1,522
2020.05.07	29,531	5,614	11,231	9,082	746	3,364	3,709	3,173	1,401	1,533	455	1,494
2020.05.08	29,162	4,649	10,699	10,199	1,525	3,344	3,321	3,262	1,327	1,391	319	1,301
2020.05.09	25,524	3,896	10,817	10,169	735	3,113	3,168	2,666	1,083	1,247	289	1,492
2020.05.10	20,329	3,923	11,012	6,638	502	4,353	2,292	1,880	802	1,647	245	1,521
2020.05.11	18,196	3,877	11,656	6,444	412	3,607	1,515	3,480	744	1,197	161	1,087
2020.05.12	22,802	3,403	10,899	8,459	1,044	3,524	3,237	1,377	1,402	1,658	196	1,650
2020.05.13	21,712	3,242	10,028	11,555	2	3,763	4,247	1,575	888	2,660	227	1,670
2020.05.14	27,246	3,446	9,974	13,761	1,026	3,942	4,298	1,551	992	2,659	270	1,643
2020.05.15	26,692	3,560	10,598	15,305	942	3,787	3,891	1,721	789	2,502	200	1,543
2020.05.16	23,488	3,450	9,200	14,919	-92	4,864	4,046	2,138	875	1,886	189	1,230
2020.05.17	19,891	3,534	9,709	7,938	490	5,050	3,732	1,214	675	2,353	125	1,408
2020.05.18	22,630	2,711	8,926	14,288	496	4,630	2,660	469	451	2,278	146	1,064
2020.05.19	20,289	2,412	9,263	16,517	813	6,147	4,550	615	813	3,520	108	1,205
2020.05.20	21,408	2,472	8,764	21,472	987	5,553	4,537	721	665	4,038	198	1,580
2020.05.21	28,179	2,615	8,849	17,564	353	6,198	4,749	593	642	3,964	253	1,688
2020.05.22	24,197	3,287	8,894	19,969	393	6,568	2,929	1,787	652	4,276	188	1,489
2020.05.23	21,929	2,959	9,434	16,508	250	6,629	4,056	466	669	3,536	176	1,825
2020.05.24	19,608	2,405	8,599	16,220	115	7,113	4,205	482	531	3,709	172	1,393
2020.05.25	19,790	1,625	8,946	13,051	358	6,414	4,020	-372	300	4,895	209	1,284
2020.05.26	19,049	2,004	8,915	15,691	169	5,843	5,772	859	397	3,964	133	1,342
2020.05.27	20,546	2,013	8,338	22,301	191	7,293	6,154	510	584	4,328	190	1,623
2020.05.28	22,658	1,887	8,371	24,151	3,325	7,300	5,874	1,137	593	4,654	182	1,620
2020.05.29	25,069	2,095	8,572	29,526	597	8,105	6,506	658	516	3,695	176	2,450
2020.05.30	23,290	1,604	8,952	30,102	1,828	8,336	7,386	664	416	4,220	131	1,703
2020.05.31	20,350	1,936	9,268	16,409	257	8,782	8,805	201	333	4,830	185	2,141
2020.06.01	22,153	1,570	9,035	14,556	331	7,761	5,563	209	200	5,471	103	1,470
2020.06.02	21,882	1,653	8,863	27,263	-1,475	8,821	4,845	294	318	3,527	102	1,537
2020.06.03	20,578	1,871	8,536	27,312	352	9,633	4,030	394	321	4,942	86	2,099

France integrates cummunity lab tests out of hospital batch since March 16

Classement des pays en nb de morts – tous indicateurs

Ranking of countries on total deaths – multi-KPI dashboard

6/4/20 10:23 AM GMT+7 recovered, serious cases, tests may not be updated daily

ranking of countries on nb deaths Dr Guilaume Zagury & Carole Gabay www.covidminute.com	deaths / 1M pop	nb deaths	distribution of deaths	new deaths	distribution active cases	active cases	nb active cases for 1M pop	new cases	cumulated cases (>1000 only)	serious cases	% serious cases on active	ICU cases for 1M / Pop	recovered	date first case
Wuhan - Hubei China	355	3,869	1.0%		0%	3	0		50,340				46,468	15.12.2019
1 United States	330	109,142	28.2%	1,083	37%	1,103,971	334	20,578	1,901,783	16,939	1.5%	51	688,670	21.1.2020
2 United Kingdom	585	39,728	10.3%	359	8%	239,784	353	1,871	279,856	1,559	0.7%	23	344	26.1.2020
3 Italy	556	33,601	8.7%	71	1%	39,297	65	321	233,836	353	0.9%	6	160,938	31.1.2020
4 Brazil	153	32,547	8.4%	1,269	9%	285,301	134	27,312	583,980	8,318	2.9%	39	266,132	25.2.2020
5 France	445	29,021	7.5%	81	2%	53,201	82	352	187,965	1,210	2.3%	19	105,743	24.1.2020
6 Spain	580	27,128	7.0%	1	2%	63,320	135	394	287,406	617	1.0%	13	196,958	31.1.2020
7 Mexico	83	10,637	2.8%	470	1%	16,381	13	3,891	97,326	378	2.3%	3	70,308	27.2.2020
8 Belgium	822	9,522	2.5%	17	1%	33,204	286	70	58,685	172	0.5%	15	15,959	4.2.2020
9 Germany	104	8,699	2.2%	25	0%	8,426	10	334	184,425	632	7.5%	8	167,300	27.1.2020
10 Iran	95	8,012	2.1%	70	1%	27,478	33	3,134	160,696	2,557	9.3%	30	125,206	19.2.2020
11 Canada	199	7,498	1.9%	103	1%	34,539	92	675	93,085	1,721	5.0%	46	51,048	25.1.2020
12 India	4	6,088	1.6%	259	4%	106,665	8	9,633	216,824	8,944	8.4%	6	104,071	30.1.2020
13 Netherlands	349	5,977	1.5%	10	1%	40,506	236	86	46,733	116	0.3%	7	250	27.2.2020
14 Russia	36	5,215	1.3%	178	8%	231,105	158	8,536	432,277	2,300	1.0%	16	195,957	31.1.2020
15 Peru	148	4,894	1.3%	127	3%	101,701	308	4,030	178,914	964	0.9%	29	72,319	6.3.2020
16 China	3	4,634	1.2%		0%	73	0	0	83,021	3	4.1%	0	78,314	1.12.2019
17 Turkey	55	4,609	1.2%	24	1%	30,961	37	867	166,422	612	2.0%	7	130,852	11.3.2020
18 Sweden	450	4,542	1.2%	74	1%	31,290	310	2,214	40,803	308	1.0%	30	4,971	31.1.2020
19 Ecuador	198	3,486	0.9%	48	1%	17,461	99	552	40,966	252	1.4%	14	20,019	2.3.2020
20 Switzerland	222	1,921	0.5%	1	0%	372	4	19	30,893	25	6.7%	3	28,600	25.2.2020
21 Indonesia	6	1,698	0.4%	35	1%	18,129	7	684	28,233	0	0.0%	0	8,406	2.3.2020
22 Pakistan	8	1,688	0.4%	67	2%	49,852	23	4,065	80,463	111	0.2%	1	28,923	2.3.2020
23 Ireland	336	1,659	0.4%	1	0%	754	15	45	25,111	36	4.8%	7	22,698	2.3.2020
24 Portugal	142	1,447	0.4%	11	0%	11,735	115	366	33,261	56	0.5%	5	20,079	2.3.2020
25 Romania	67	1,296	0.3%	8	0%	4,573	24	152	19,669	162	3.5%	8	13,800	26.2.2020
26 Chile	67	1,275	0.3%	87	1%	26,180	137	4,942	113,628	1,446	5.5%	76	86,173	4.3.2020
27 Poland	29	1,115	0.3%	23	0%	11,558	31	292	24,687	160	1.4%	4	12,014	4.3.2020
28 Egypt	11	1,088	0.3%	36	1%	20,177	20	1,079	28,615	41	0.2%	0	7,350	14.2.2020
29 Colombia	21	1,045	0.3%	36	1%	20,021	39	1,521	33,354	136	0.7%	3	12,288	6.3.2020
30 Philippines	9	974	0.3%	8	0%	14,621	13	751	19,748	78	0.5%	1	4,153	30.1.2020
31 Japan	7	900	0.2%	6	0%	1,315	1	56	16,986	101	7.7%	1	14,771	16.1.2020
32 South Africa	13	792	0.2%	37	1%	17,051	29	1,713	37,525	208	1.2%	4	19,682	5.3.2020
33 Bangladesh	5	746	0.2%	37	1%	42,804	26	2,695	55,140	1	0.0%	0	11,590	8.3.2020
34 Ukraine	17	735	0.2%	8	0%	13,648	20	483	24,823	292	2.1%	7	10,440	3.3.2020

Classement des pays en nb de tests / 1 million d'habitants – indicateurs de prévalence et mortalité
Ranking of countries on tests performed relative to population – Deaths and cumulated cases

update GMT+7 04/06/2020 09:49

	Biological Test - Nb per capita - Top countries (Pop >5 M). Dr Guillaume Zagury & Carole Gabay	Sum of test completed for 1M / pop	cumulated cases	nb tests completed	nb deaths	% mortality	deaths / 1M pop
2	United Arab Emirates	217,129	36,359	2,145,493	270	0.7%	27
13	Denmark	113,630	11771	657,999	580	4.9%	100
16	Spain	86,921	287,406	4,063,843	27,128	9.4%	580
18	Portugal	83,067	33,261	847,181	1,447	4.4%	142
19	Russia	78,298	432,277	11,426,045	5,215	1.2%	36
20	Belgium	76,333	58,685	884,386	9,522	16.2%	822
23	United Kingdom	70,531	279856	4,786,219	39,728	14.2%	585
24	Singapore	69,865	36,405	408,495	24	0.1%	4
25	Italy	66,144	233836	3,999,591	33,601	14.4%	556
27	Israel	64,528	17377	593,499	291	1.7%	34
28	Belarus	60,712	45,116	573,699	248	0.5%	26
30	Australia	59,375	7,229	1,512,700	102	1.4%	4
33	United States	57,718	1901783	19,096,671	109,142	5.7%	330
35	Germany	51,918	184,425	4,348,880	8,699	4.7%	104
36	Austria	51,425	16,771	462,958	670	4.0%	74
38	Switzerland	46,714	30893	404,071	1,921	6.2%	222
39	Canada	46,555	93085	1,755,926	7,498	8.1%	199
40	Norway	46,321	8,477	250,968	237	2.8%	44
41	Kazakhstan	46,232	11,796	867,286	48	0.4%	3
42	Czech Republic	42,437	9,438	454,397	325	3.4%	30
45	Finland	34,801	6911	192,800	321	4.6%	58
46	Venezuela	34,734	1,819	987,902	18	1.0%	1
47	Peru	33,872	178914	1,115,615	4,894	2.7%	148
48	Slovakia	33,269	1,525	181,629	28	1.8%	5
49	Chile	32,890	113,628	628,318	1,275	1.1%	67
51	Azerbaidjan	31,141	6,260	315,527	76	1.2%	7
53	Serbia	29,433	11,523	257,242	245	2.1%	28
54	Sweden	27,292	40,803	275,500	4,542	11.1%	450
55	Hong Kong	27,085	1,094	202,930	4	0.4%	1
56	Turkey	25,577	166,422	2,155,349	4,609	2.8%	55
57	Poland	25,553	24,687	967,177	1,115	4.5%	29
58	Saudi Arabia	25,049	91,182	870,963	579	0.6%	17

France : no update on Hospital lab tests in Point épidémiologique 14-5

Évolution journalière du nb de cas actifs par pays – décrue bien visible en Allemagne, moins en France et UK du fait d'une comptabilisation partielle ou nulle des guérisons

Daily trend by country in nb of active cases – Germany reflux is showing well, France –UK not reporting fully recovered patients

update 04/06/2020 09:53 GMT+7

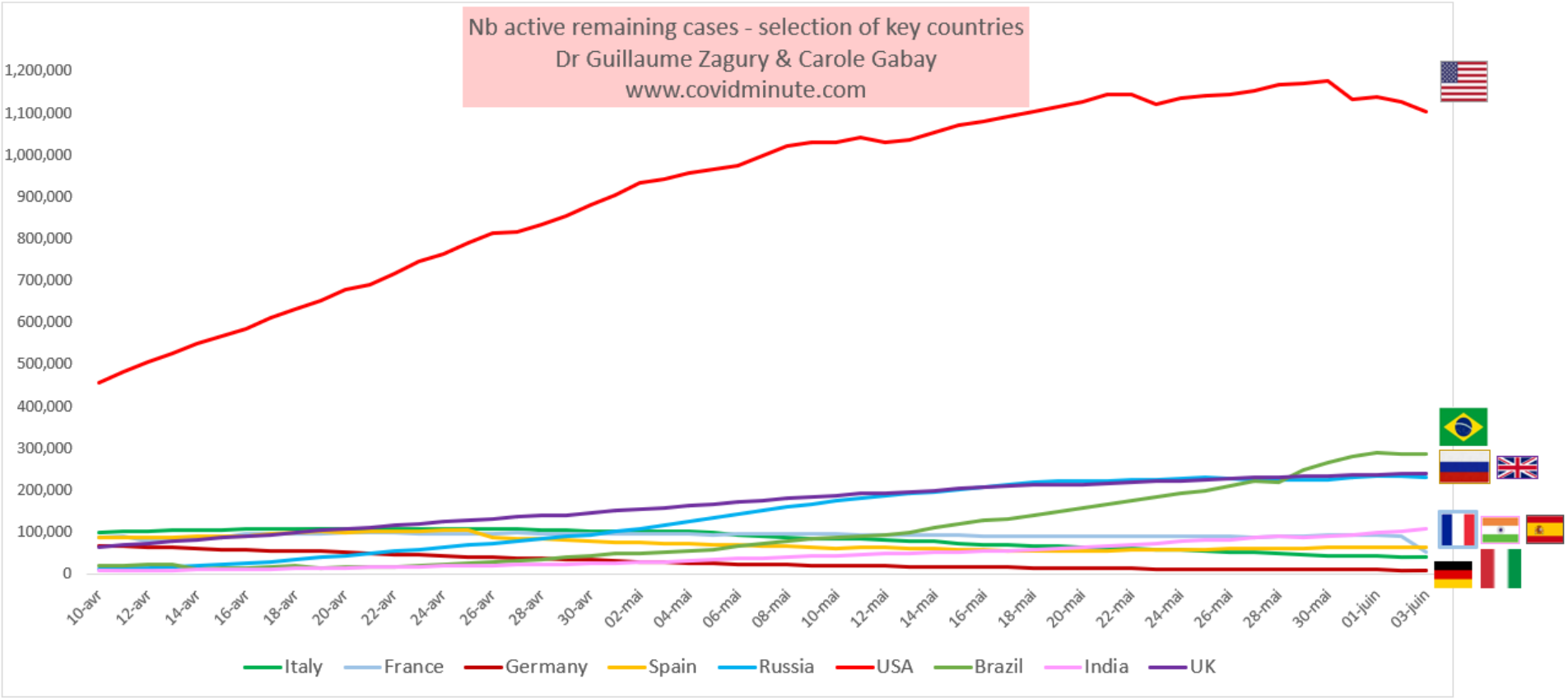

France : integration of various out of hospital events in batches (C+ lab tests, nursing homes deaths and cases), not yet recoveries out of hospital

UK : no reporting on recovered cases, impacting the nb of remaining cases